

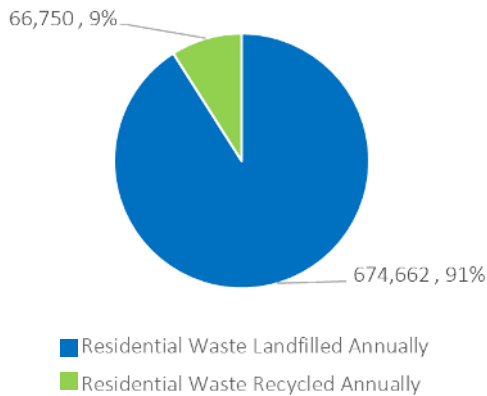
## Genesee County Solid Waste and Recycling Data

The infographic below shows the estimated total cost of waste hauler services across Genesee County compared to if every community had the current lowest pricing for either a handheld recycling bin program or wheeled recycle cart program.

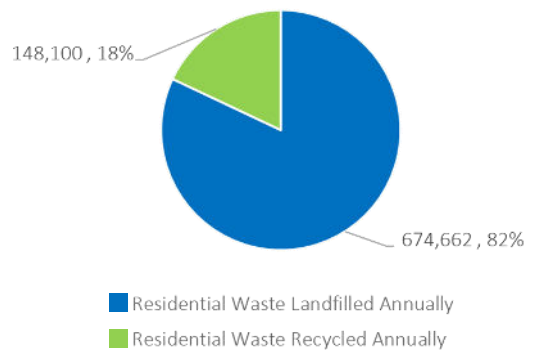


Genesee County has a relatively low recycling rate at 9% including yard waste compared to the state average at 18%. This low recycling rate is partly due to many communities still providing smaller handheld recycle bins to their residents. If communities work together on waste service contracts, they could use cost savings to supplement enhanced services such as providing wheeled recycle carts instead of handheld bins which could potentially **double the recycling rate** to 18%.

Current Amount of Waste Recycled by Residents in Genesee County



Potential Amount of Waste Recycled by Residents in Genesee County if all Communities used Wheeled Recycle Carts



It has been shown that when given a wheeled recycle cart, instead of a handheld recycle bin, residents will participate in a community's recycling program almost twice as much.



**69%** Current participation rate across Genesee County for residents with carts



**37%** Current participation rate across Genesee County for residents with bins

## Top 10 Items to include in your Solid Waste and Recycling Contract

- 1 Wheeled Carts:** Provide wheeled recycling carts instead of handheld recycling bins which will result in more participation and higher recycling rates. Add stipulations in the contract requiring the hauler to provide new residents with a recycling cart for free or residents can get a replacement if the cart is damaged.
- 2 Weekly Recycling:** Provide weekly recycling pick-up instead of bi-weekly pick-up which is more convenient to residents, so they don't have to keep track of what week to recycle.
- 3 Pickup Schedule:** Communicate any pickup scheduling restrictions to your hauler such as a noise ordinance that restricts the hauler's time of operations in your community.
- 4 Drop-off Location:** Consider including a small drop-off location such as a dumpster for recycling at a public area for residents that do not have access to curbside recycling such as those living in an apartment.
- 5 Community Recycling:** Consider adding provisions in the contract that require the hauler to provide garbage and recycling pickup in parks, community centers, schools, at community events, or other public areas.
- 6 Recycling Education:** Require the waste hauler to provide outreach educational materials to the residents about recycling such as an updated recycling guide. This will allow for a better quality of recyclables collected which could potentially reduce costs for the waste hauler. It is also important to include this type of recycling information on your communities website for residents to access.
- 7 Recycling Data:** Require the hauler to provide data such as the amount of recyclables/garbage collected and the type of recyclable material collected. The hauler may be able to provide details about contamination rates for recycle bins such as how many bins have items in them that should not be there. Also, require the waste hauler to give information about where the collected materials are being taken for recycling.
- 8 Waste Service Enforcement:** Include enforcement language in your waste service contract that addresses issues such as missed or late services, complaints including property damage and unprofessional behavior, and recyclables or solid waste not delivered to the site designated in the contract.
  - Communities can hold the hauler accountable by imposing fees on the hauler such as a \$50 fee for collection from a residential premise on a day other than the scheduled day or a \$100 fee for failure to comply with the hours of operation included in the contract.
  - Communities can also require the hauler to respond and make amends to residential complaints by enforcing the hauler to make a special pick-up to residents within a 48-hour period of the original pick-up day if no fault can be found on the resident's part.
- 9 Incentivize Recycling:** Rewarding residents for recycling is encouraged to help promote recycling as a better option compared to throwing items in the garbage.
- 10 Contract Terms:** Contracts are typically for three-year terms but you should discuss options with your hauler that work best for your community. Many contracts automatically renew for the full term so be aware of your renewal date and check in with your hauler at least 90 days before the contract end date.
  - Include a cancellation provision that protects your community from unsatisfactory performance.
  - Keep in mind, haulers typically allow adjustments to services needed mid-contract. These adjustments can include collecting additional materials, changing sizes of containers, and changing pickup schedule.
  - Ensure that your communities' contract allows you to hire outside services if your hauler does not provide them, such as wanting to collect additional materials at the curb like organics.

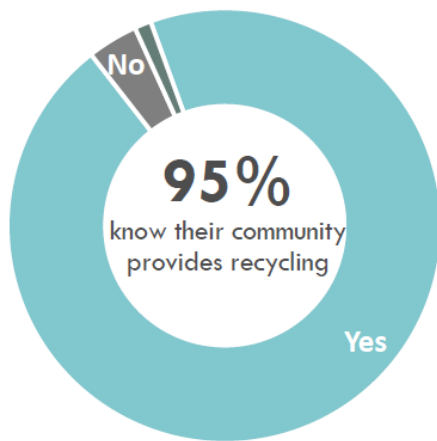
**GENESEE COUNTY PUBLIC INPUT SURVEY ANALYSIS**

Web-based public survey about residential recycling

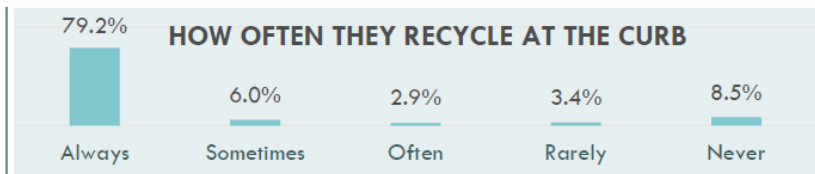
Conducted June 16<sup>th</sup>, 2020 – July 7<sup>th</sup>, 2020

2,211 survey responses representing 31 communities<sup>1</sup> in Genesee County

**What residents say about their recycling program**



~ **8.5%** Claim to never participate in recycling



**Reasons for not recycling included:**

**Container related dilemmas**

Do not know how/where to request a bin/cart, do not have a bin, concern with container size.

**Knowledge of recycling**

Not sure what to recycle, do not know when recycling day is, do not know program is free.

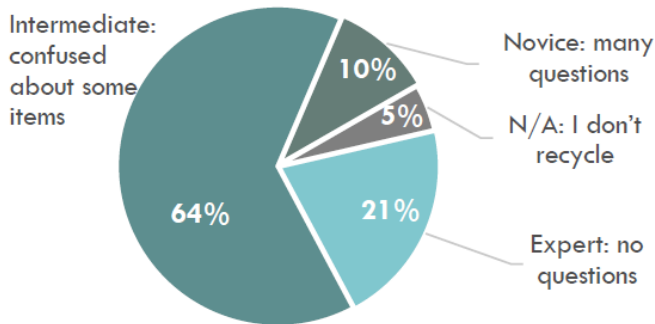
**Poor perception of recycling**

Not worthwhile, inconvenient, doubt in recycling and system.

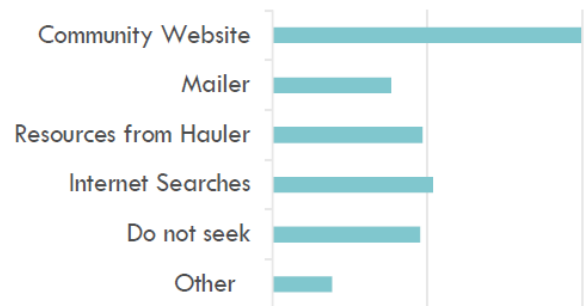
**Lack of access**

No recycling available specifically for apartment complexes and mobile home residents.

**ARE THEY CONFUSED ABOUT RECYCLING**



**WHERE THEY FIND RECYCLING INFORMATION**



~ **90%** indicate interest in learning more about recycling.

<sup>1</sup> Village of Lennon contracts through Venice Township in Shiawassee County and no respondents indicated they live in Otter Lake.

## Community programs



**39%** wheeled carts<sup>2</sup>

All cart programs are collected bi-weekly.

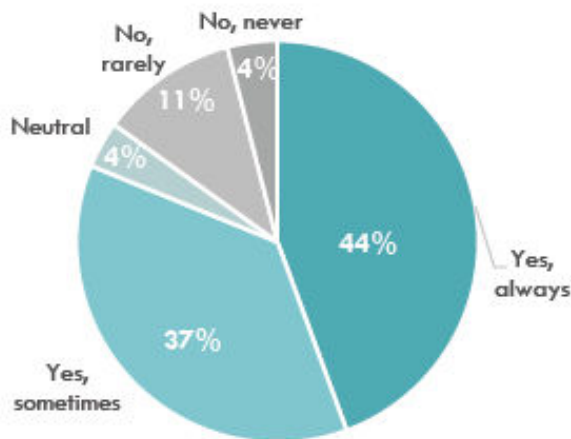


**55%** hand-held bins<sup>3</sup>

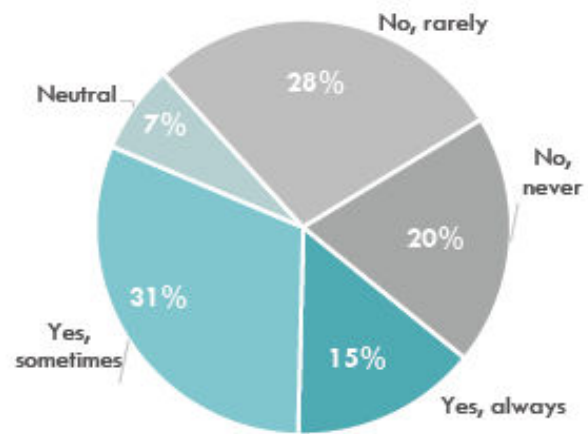
65% of bin programs are collected bi-weekly.

## What residents say about their recycling container

### IS A WHEELED CART ENOUGH SPACE?



### IS A BIN ENOUGH SPACE?



**12.2%** with weekly bin collection rarely or never have enough space



**17%** use a self-provided bin or container

### WHEN NOT ENOUGH SPACE



**44%** save excess recyclables for the next recycling date

**25%** put excess in the trash

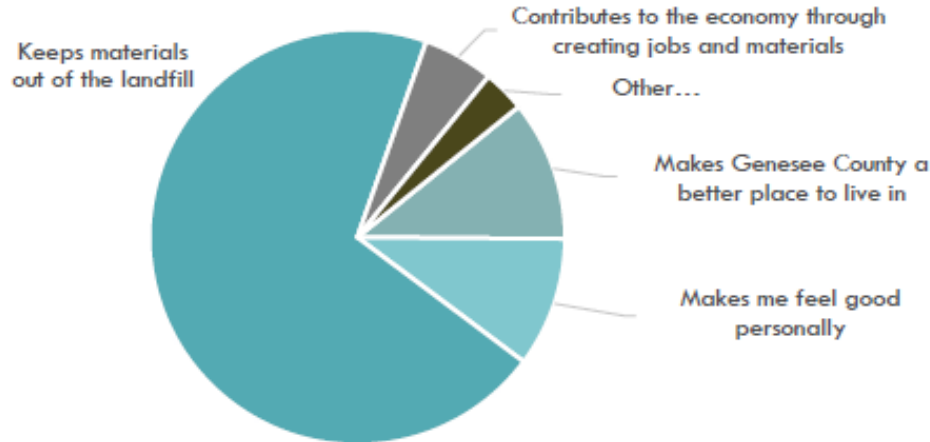
**22%** use a secondary container (another bin or cardboard box)

The remainder responded excess recyclables are taken elsewhere, or overfill and stuff containers, bag material, share neighbor bins, or other.

<sup>2,3</sup> Value based on actual community programs and deviates only ~2% from how residents responded to the survey.

## What else residents say about recycling

### WHAT MOTIVATES THEM TO RECYCLE



### HOW MANY ARE WILLING TO USE A RECYCLING DROP-OFF CENTER TO RECYCLE HARD TO RECYCLE MATERIALS (PLASTIC BAGS, ELECTRONICS, TEXTILES, HHW)

**89%** Willing to visit, even rarely

**75%** Willing to visit often, sometimes, or always

**25%** Never willing to visit

#### Those never willing to use a recycling drop-off:

For 25%, the primary reason they do not participate in recycling is it not being worthwhile, or it is inconvenient.

30% of them use county recycling programs including Recycle Day, Free Latex Paint Recycling, and Cooking Oil & Grease Program

*This represents a high-level summary of the findings. More information and details on survey responses can be made available, including responses based on location. Percentage values represent respondents for each question and may vary based on participation.*

**Figure 1.18 Recycling Participation by Community**

Location	Percentage (2019)	Percentage (2022)	Percent Change
Argentine Township	43%	47%	4%
Atlas Township	43%	43%	0%
Burton City	35%	38%	3%
Clayton Township	70%	67%	-3%
Clio City	43%	63%	20%
Davison City	60%	67%	7%
Davison Township	50%	53%	3%
Fenton City	87%	80%	-7%
Fenton Township	83%	77%	-6%
Flint City	18%	20%	2%
Flint Township	52%	53%	1%
Flushing City	67%	40%	-27%
Flushing Township	63%	43%	-20%
Forest Township	40%	47%	7%
Gaines Township	47%	70%	23%
Gaines Village	35%	40%	5%
Genesee Township	50%	47%	-3%
Goodrich Village	77%	63%	-14%
Grand Blanc City	63%	77%	14%
Grand Blanc Township	58%	52%	-6%
Linden City	90%	83%	-7%
Montrose City	50%	43%	-7%
Montrose Township	73%	67%	-6%
Mt. Morris City	50%	37%	-13%
Mt. Morris Township	25%	23%	-2%
Mundy Township	83%	80%	-3%
Otisville Village	40%	60%	20%
Richfield Township	73%	60%	-13%
Swartz Creek City	70%	70%	0%
Thetford Township	47%	43%	-4%
Vienna Township	40%	40%	0%

Source: Genesee County Recycling Participation Surveys