



GENESEE COUNTY METROPOLITAN PLANNING COMMISSION

GENESEE COUNTY METROPOLITAN PLANNING COMMISSION

1101 Beach Street – Room 223, Flint, Michigan 48502-1470 • (810) 257-3010 • www.gcmplc.org



DEREK BRADSHAW
DIRECTOR-COORDINATOR

CHRISTINE A. DURGAN
ASSISTANT DIRECTOR

GENESEE COUNTY METROPOLITAN
PLANNING COMMISSION MEETING
1101 BEACH STREET, ROOM 223

Tuesday, March 5, 2019
8:00 A.M.

AGENDA

- I. Call to Order
- II. Roll Call
- III. Minutes
 - ***A. Minutes of the February 5, 2019 Regular Meeting (attached)
 - ***B. Minutes of the February 14, 2019 Additional Meeting (attached)
- IV. Opportunity for Individuals to Address the Commission
- V. Communications
- VI. Committee Reports
 - A. Rules and Procedures Committee
- VII. New Business
 - ***A. FPR-02-19-01; GCCARD, 2019-2020 Head Start and Early Head Start Grant (attached)
- VIII. Finances
 - ***A. Contract, Vouchers and Bills (to be distributed)

Alan Himelhoch Chairperson	Alexander H. Isaac Vice-Chairperson	Gloria J. Nealy Secretary	Reggie Smith Commissioner	Martin Cousineau Commissioner	Jeffrey M. Peake Commissioner	Janice Karcher Commissioner	David Martin Commissioner	John Mandelaris Commissioner	Cheryl Sclater Commissioner	Ted Henry Commissioner
----------------------------------	---	---------------------------------	---------------------------------	-------------------------------------	-------------------------------------	-----------------------------------	---------------------------------	------------------------------------	-----------------------------------	------------------------------

***B. Commission Expenses and Per Diems (to be distributed)

***C. Financial Update (attached)

IX. Old Business

A. Project Status

***1. 3-C Transportation Planning – February 2019 Status Report (attached)

***2. Environmental Program – February 2019 Status Report (attached)

***3. Community Development Program – February 2019 Status Report (attached)

***4. Genesee County Plan Update – February 2019 Status Report (attached)

***5. Director-Coordinator Report – February 2019 Status Report (attached)

B. Commissioner Comments

X. Adjournment

***** Indicates Action Item**

NEXT MEETING: April 2, 2019

GENESEE COUNTY METROPOLITAN PLANNING COMMISSION
Tuesday, February 5, 2019, 8:00 a.m.

MINUTES

The Genesee County Metropolitan Planning Commission met at 8:00 a.m. on Tuesday, February 5, 2019, in the Conference Room of the Genesee County Metropolitan Planning Commission (GCMPC), 1101 Beach Street, Room 223, Flint, Michigan.

 **I. CALL TO ORDER**

Chairperson Himelhoch called the meeting to order at 8:00 a.m.

 **II. ROLL CALL**

Present: Alan Himelhoch, Alexander Isaac, David Martin, Gloria Nealy, John Mandelaris, Ted Henry, Martin Cousineau, and Reggie Smith.

Absent: Cheryl Sclater, Janice Karcher, and Jeffrey M. Peake.

Others Present: Derek Bradshaw, Christine Durgan, Jason Nordberg, Sheila Taylor, Nicole Lewis, Holly Halvarson, and Nichole Odette.

III. MINUTES

 **A. Minutes of the January 8, 2019 Regular Meeting**

 **Motion: Action:** Approve, **Moved by** Ted Henry, **Seconded by** Reggie Smith, to approve the minutes of the January 8, 2019 regular meeting as presented.

Motion passed unanimously.

(Approved minutes are on file in the GCMPC office)

 **IV. OPPORTUNITY FOR INDIVIDUALS TO ADDRESS THE COMMISSION**

No one spoke at this time.

 **V. COMMUNICATIONS**

Nicole Lewis introduced our new Accountant, Holly Halvarson, who will be working in the Community Development Program.

Derek Bradshaw reviewed the GCMPC Annual Report, which highlights over \$91 million in community investments during 2018.

 **VI. COMMITTEE REPORTS**

Chairperson Himelhoch stated that Commissioners John Mandelaris, Gloria Nealy, Reggie Smith, and David Martin have terms expiring at the end of March. If interested in serving


for another term, please send a letter to Josh Freeman, Board & Capital Projects Coordinator.

Derek Bradshaw stated that Rules and Procedures Committee will meet at 7:30 a.m. on March 5th to review the GCMPC Rules and Procedures/By-Laws. Please forward any comments regarding the document to Jeffrey M. Peake or Mr. Bradshaw prior to the meeting.

VII. NEW BUSINESS


A. Approval of the Genesee County Public Participation Plan

Jason Nordberg gave a power point presentation of the updated Genesee County Public Participation Plan (PPP). The PPP is a required federal document and outlines the steps that staff follows to encourage public participation throughout the planning processes. A public hearing regarding the draft PPP was held on January 23rd, which was the last day of the 45-day public comment period. All comments received have been incorporated into the plan. Discussion ensued.

 **Motion: Action:** Approve, **Moved by** John Mandelaris, **Seconded by** Alexander Isaac, to approve the Genesee County Public Participation Plan.
Motion passed unanimously.
(Documents on file with minutes)

VIII. FINANCES

A. Contract, Vouchers and Bills

 **Motion: Action:** Approve, **Moved by** Alexander Isaac, **Seconded by** Ted Henry, to approve the February Contract, Vouchers and Bills for a total of \$184,568.94 and to authorize the proper authorities to sign the checks.

Motion passed unanimously.
(Documents on file with minutes)


B. Commission Expenses and Per Diems

 **Motion: Action:** Approve, **Moved by** Reggie Smith, **Seconded by** Alexander Isaac, to approve the Commission Expenses and Per Diems as submitted.

Motion passed unanimously.
(Documents on file with minutes)

C. Financial Update

Derek Bradshaw reviewed the Financial Statements.

 **Motion: Action:** Approve, **Moved by** Alexander Isaac, **Seconded by** John Mandelaris, to approve the Financial Update as presented.

Motion passed unanimously.
(Documents on file with minutes)

IX. OLD BUSINESS

A. Project Status


1. 3-C Transportation Planning – January 2019 Status Report

Jason Nordberg stated that the Transportation System Management (TSM) committee agreed upon a prioritized list of projects for the 2020-2023 TIP and will provide a recommendation to the Technical Advisory Committee and the Genesee County Metropolitan Alliance. The next steps will be determining project years, air quality and other forms of analysis, as well as a public comment period. Final document approval will be requested in June.

 **Motion: Action:** Receive & File, **Moved by** Ted Henry, **Seconded by** Reggie Smith, to receive and file the 3-C Transportation Planning report as presented.
Motion passed unanimously.
(Original on file with minutes)

2. Environmental Program Update – January 2019 Status Report

Sheila Taylor reviewed the Environmental Program Update.

 **Motion: Action:** Receive & File, **Moved by** Alexander Isaac, **Seconded by** Reggie Smith, to receive and file the Environmental Program report as presented.
Motion passed unanimously.
(Original on file with minutes)


3. Community Development Program – January 2019 Status Report

Sheila Taylor stated that staff has scored the 2019 Emergency Solutions Grant (ESG) applications and will present recommendations to the Continuum of Care's Executive Committee today, followed by approval by the full Continuum of Care. Staff is finalizing the list of projects to be included in the 2019 Action Plan and will take the draft plan through the approval process in March. The Action Plan cannot be submitted to HUD for approval, however, until HUD provides actual allocation amounts. Last year, staff received the allocation amounts in June. Approximately \$150,000 must be spent by March 1st to meet HUD's timeliness goal. Staff is working with local units on project implementation and funding reimbursements, as well as finalizing HIP projects. Discussion ensued.

 **Motion: Action:** Receive & File, **Moved by** Ted Henry, **Seconded by** Reggie Smith, to receive and file the Community Development Program report as presented.
Motion passed unanimously.
(Original on file with minutes)

4. Genesee County Plan Update – January 2019 Status Report

Christine Durgan explained that the January Steering Committee was cancelled due to the weather, however, staff will determine a date and reschedule the meeting. Several draft data reports will be presented to committee members at that time. Focus groups will take place later this month and during March, which are part of the process to develop goals and objectives for the Combined Plan.

 **Motion: Action:** Receive & File, **Moved by** Ted Henry, **Seconded by** Alexander Isaac, to receive and file the Genesee County Plan Update as presented.
Motion passed unanimously.
(Original on file with minutes)

5. Director-Coordinator Report – January 2019 Status Report

Derek Bradshaw stated that the I-69 Thumb Region received \$306,810 in 2019 Regional Prosperity Initiative (RPI) funding, considerably higher than the \$180,897 received last year. The region also received an additional \$70,000 for asset management activities. In coordination with the state's Water Infrastructure Council, the region will host two asset management training/symposiums for elected officials and those involved with infrastructure.

The City of Flint, the Flint & Genesee Chamber of Commerce, and Genesee County will soon begin working together on a new economic development strategy and shared vision for Flint and Genesee County called Forward Together. A Steering Committee will be assembled, and the process will be facilitated by the consulting firm Planning NEXT.

Planner interviews took place last week. Staff has made a job offer to one of the candidates and is waiting for a reply.

 **Motion: Action:** Receive & File, **Moved by** Alexander Isaac, **Seconded by** Reggie Smith, to receive and file the Director-Coordinator report as presented.

Motion passed unanimously.

(Original on file with minutes)

B. Commissioner Comments

Commissioners made comments at this time.

An additional meeting will be held on February 14th at 8:00 a.m. so that Rob Klaczewicz can present the GCMPC audit. Hard copies of the audit are available and electronic copies will be sent to the Commissioners.

Gloria Nealy gave an update of the Genesee County Parks and Recreation Commission meetings and events.

X. ADJOURNMENT

Chairperson Himelhoch adjourned the meeting at 8:59 a.m.

Respectfully submitted,
Nichole Odette, Secretary
Genesee County Metropolitan Planning Commission

GENESEE COUNTY METROPOLITAN PLANNING COMMISSION
Additional Meeting
Thursday, February 14, 2019, 8:00 a.m.

MINUTES

The Genesee County Metropolitan Planning Commission met at 8:00 a.m. on Thursday, February 14, 2019, in the Conference Room of the Genesee County Metropolitan Planning Commission (GCMPC), 1101 Beach Street, Room 223, Flint, Michigan.

 **I. CALL TO ORDER**

Chairperson Himelhoch called the meeting to order at 8:00 a.m.

 **II. ROLL CALL**

Present: Alan Himelhoch, Alexander Isaac, David Martin, Gloria Nealy, Jeffrey M. Peake, John Mandelaris, Reggie Smith, and Ted Henry.

Absent: Janice Karcher, Martin Cousineau, and Cheryl Sclater.

Others Present: Rob Klaczewicz, Christine Durgan, Nicole Lewis, and Nichole Odette.

 **III. OPPORTUNITY FOR INDIVIDUALS TO ADDRESS THE COMMISSION**

No one spoke at this time.

 **IV. COMMUNICATIONS**

There were no Communications.

 **V. COMMITTEE REPORTS**

Jeffrey M. Peake stated that the Rules and Procedures Committee will meet on March 5th, prior to the regular GCMPC meeting.

VI. NEW BUSINESS

 **A. GCMPC Audit**

Rob Klaczewicz, from Smith & Klaczewicz, P.C., gave an overview of the GCMPC FY 2018 audit report. Mr. Klaczewicz stated that his firm has issued GCMPC an unmodified opinion, which is the highest level of assurance CPAs can give financial statements to say that they are materially correct. There were no material weaknesses, deficiencies, or findings issued regarding internal controls over financial statements or federal awards. Discussion ensued with a question and answer period provided.

 **Motion: Action:** Approve, **Moved by** Alexander Isaac, **Seconded by** John Mandelaris, to approve the GCMPC FY 2018 Audit report as presented.
Motion passed unanimously.
(Documents on file with minutes)

 **VII. ADJOURNMENT**

Chairperson Himelhoch adjourned the meeting at 8:18 a.m.

Respectfully submitted,
Nichole Odette, Secretary
Genesee County Metropolitan Planning Commission

Draft



GENESEE COUNTY METROPOLITAN
PLANNING COMMISSION

GENESEE COUNTY METROPOLITAN PLANNING COMMISSION

1101 Beach Street – Room 223, Flint, Michigan 48502-1470 • (810) 257-3010 • www.gcmnpc.org



DEREK BRADSHAW
DIRECTOR-COORDINATOR

CHRISTINE A. DURGAN
ASSISTANT DIRECTOR

MEMORANDUM

TO: Members of the Genesee County Metropolitan Planning Commission

FROM: Jacob Maurer, Lead Planner

DATE: March 5, 2019

SUBJECT: FPR-02-19-01; GCCARD, 2019-2020 Head Start and Early Head Start Grant

I. TYPE AND PURPOSE

The Genesee County Community Action Resource Department (GCCARD) is applying for federal assistance to continue operating the Head Start and Early Head Start Programs for the 2019-2020 school year. GCCARD is requesting federal funding in the amount of \$9,505,713 from the Health and Human Services Administration for Children and Families (HHS/ACF), with a local match of \$2,376,428, for a total project cost of \$11,882,141.

II. POPULATION TO BE SERVED

The Head Start program proposes to serve 424 preschool children and their families in the following Out-County school districts: Atherton, Bendle, Bentley, Clio, Davison, Fenton, Flushing, Genesee, Grand Blanc, Kearsley, Lakeville, Lake Fenton, Linden, Montrose, Mt. Morris, Swartz Creek, and Westwood Heights. Additionally, the Early Head Start (EHS) program proposes to serve 319 income eligible families throughout Genesee County. The EHS program provides services and community resources to pregnant mothers, as well as parents of infants and toddlers.

III. RELATIONSHIP TO EXISTING PLANS AND POLICIES

GCCARD has continually operated the Head Start program for over 50 years. Both the Head Start and Early Head Start programs have strong community resources to assist families in attaining their goals and helping children begin school ready to succeed. The programs provide services related to nutrition, mental health, social services, and family engagement activities.

GCMPC has previously endorsed the Genesee Intermediate School District (GISD) Head Start and Early Head Start programs. GISD operates the Head Start program in the Carman-Ainsworth, and Flint school districts, which are not served by the GCCARD program. GCCARD and GISD work together to discuss grant



AN EQUAL OPPORTUNITY ORGANIZATION

Connect with us:

VII A

opportunities and ensure that services are not being duplicated in Genesee County.

IV. PROGRAM DESCRIPTION

Services provided through the Head Start program include full day, school year classes and a home-based option. The classroom option provides ample opportunities for young children to progress in areas established by the program's school readiness goals. Implementation of full school day programming is proposed program-wide to better meet the needs of working families and those furthering their education. Through the home-based option, a visitor goes to the home and works with the parent and child together, giving the parent ideas on activities to support their child's growth and development. Also through the home-based option, twice monthly the child and parent go to a center for socializing, group activities, and parent education opportunities.

The Early Head Start child development center-based model operates full day, full year, a minimum of 6 hours per day. Each classroom has 8 infants and toddlers with a child care teacher for every four children. The curricula used are the Creative Curriculum for the center-based option. Partners for a Healthy Baby for Pregnant Mothers and Parents as Teachers are used for the home-based program, while The Creative Curriculum Gold Assessment is used for both models. In the home-based model, there are home visits to each family once per week emphasizing the importance of early development of literacy and numeracy skills. Home visits also focus on developmentally appropriate interactions between young children and adults. Twice per month, mother and child are involved in play groups, socializing experiences, and parent education opportunities.

V. RELATIONSHIP OF PROJECT TO PRIOR OR CURRENT GCMPC ACTIONS

GCMPC has endorsed the GCCARD application for federal assistance regarding the Head Start program every year since 1973, as well as the Early Head Start program since 1997.

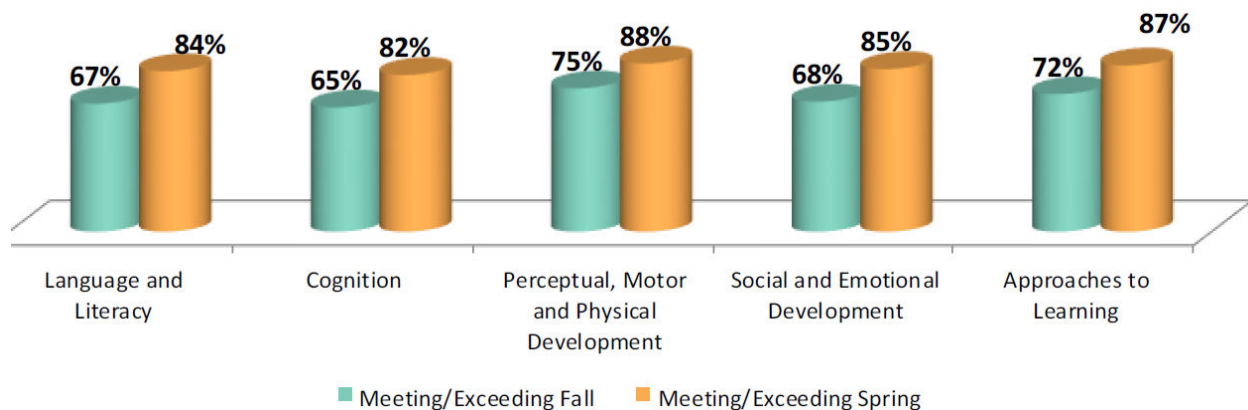
VI. ASSESSMENT ON PREVIOUSLY AWARDED GRANTS

Data analysis of the 2017-2018 program year shows families were supported in making progress in obtaining family and personal goals, health needs of children, and progress towards school readiness goals. The following information displays specific statistics regarding services provided to children and families during the previous program year:

	Head Start	Early Head Start	Early Head Start Expansion
Funded Enrollment	424	379	104
Actual Enrollment	487	618	68
Families Served	460	478	52

- 88% of children obtained complete physicals
- 92% of children obtained dental screenings and continuous dental care
- 214 children transitioned to kindergarten
- 98% of children had insurance at the end of the year
- 97% of children had up to date immunizations
- 185 families received emergency intervention
- 40 families received mental health services
- 990 families volunteered in the program for a total of 19,508 hours
- 62 families received housing assistance
- 158 families received asset building services
- 990 families received parenting and health education

Percentage of Students Meeting and/or Exceeding School Readiness Goals



VII. STAFF ANALYSIS

The Head Start and Early Head Start programs assist parents and expectant mothers in fulfilling their roles and provide a holistic approach to family development. These coordinated support services allow parents to reach and sustain self-sufficiency, as well as assist children in beginning school with a strong numeracy and literacy background. Those enrolled will be provided comprehensive health, educational, social and parental involvement opportunities through a planned program of experience and active participation.

Both programs are designed to provide critical services to the targeted population without duplicating pre-school programs currently provided by other federally funded agencies in the County. GCCARD works with a coordinating council in this effort, ensuring an orderly recruitment and enrollment process so that specific funding requirements are met. Additionally, GCCARD optimizes program services by utilizing area medical and educational facilities, community resources, and by coordinating with other agencies.

VIII. STAFF RECOMMENDATION

Staff recommends that the Genesee County Metropolitan Planning Commission, under authority of the State of Michigan Federal Project Review System, enacted under Executive Order No. 12372, consider at its meeting of March 5, 2019, and endorse the project described as FPR-02-19-01; GCCARD, 2019-2020 Head Start and Early Head Start Grant for the following reasons:

1. The proposed program provides critical educational, health, and social services for targeted pre-school children and their families.
2. The proposed program will continue, but not duplicate services already provided in Genesee County.

Link to entire FPR application:

http://gcmipc.org/wp-content/uploads/2019/02/FPR-02-19-01-GCCARD-docs_for_web.pdf

**GENESEE COUNTY METROPOLITAN PLANNING COMMISSION
BALANCE SHEET
For Period Ending January 31, 2019**

EXHIBIT I

<u>ASSETS</u>	<u>PLANNING</u>	<u>(RESTRICTED) SOLID WASTE</u>
Cash	(217,459)	482,120
Imprest Cash	500	0
Cash on Hand	200	0
Accounts Receivable	1,522	0
Due from Employees	344	0
Due from Other Governmental Units (Exhibit II, below)	623,071	0
Prepaid Expenses	0	0
TOTAL ASSETS	<u>\$408,179</u>	<u>\$482,120</u>
<u>LIABILITIES</u>		
Vouchers Payable	7	0
Due to General Fund	0	0
Net Pay	0	0
Deferred Revenue	485,010	0
TOTAL LIABILITIES	<u>485,017</u>	<u>0</u>
<u>RESERVES, AND FUND BALANCE</u>		
Committed for Tech Upgrades	0	0
Committed-Contractual Disallowances	165,000	0
Committed-Contribution to Title IV	15,000	0
Assigned-Compensated Absences	78,463	0
Fund Balance, October 1, 2018	(155,654)	438,972
Excess Revenue Over Expenditures	(179,646)	43,148
Fund Balance, January 31, 2019	<u>(76,837)</u>	<u>482,120</u>
TOTAL LIABILITIES, RESERVES, AND FUND BALANCE	<u>\$408,179</u>	<u>\$482,120</u>

EXHIBIT II

**GENESEE COUNTY METROPOLITAN PLANNING COMMISSION
Due From Other Governmental Units
For Period Ending January 31, 2019**

	<u>PLANNING</u>	<u>(RESTRICTED) SOLID WASTE</u>
Total Due from Other Governmental Units		
Due from Community Development	67,331	0
Due from the Federal Gov't, FTA	0	0
Due from the Federal Gov't FHWA	489,875	0
Due from the Federal Gov't Rideshare	1,093	0
Due from GLS Region V	64,772	0
	<u>\$623,071</u>	<u>\$0</u>

EXHIBIT III

GENESEE COUNTY METROPOLITAN PLANNING COMMISSION
Statement of Revenue and Expenditures
For the Period January 1, 2019 to January 31, 2019

REVENUE (Exhibit IV)		552,298
EXPENDITURES (Exhibit V):		
Personnel Services	288,415	
Fringe Benefits	213,805	
Consulting Services	22,569	
Contracted Services	1,861	
Other Services	34,966	
Travel	0	
Supplies and Office Costs	4,398	
Rent and other County department costs	122,782	
Transfers Out	0	
		688,796
EXCESS REVENUE OVER/-UNDER EXPENDITURES		<u>(\$136,498)</u>

EXHIBIT IV

GENESEE COUNTY METROPOLITAN PLANNING COMMISSION
Revenue Budget Variance Report
For the Period January 1, 2019 to January 31, 2019

<u>Account Number</u>	<u>Revenue</u>	<u>Total Budget</u>	<u>Y-T-D Budget</u>	<u>Y-T-D Actual</u>	<u>Variance</u>
24570	Solid Waste Ordinance Fees	500,000	166,667	71,070	(95,596)
22070	Solid Waste Permit Fees	6,500	1,625	5,700	4,075
28055	Investment Interest Revenue	0	0	3,500	3,500
23405	Community Development	628,321	209,440	100,473	(108,967)
23410	Federal Revenue-FTA (MTA)		0	0	0
23430	Rideshare	112,271	37,424	1,093	(36,331)
23430	Federal Revenue-FHWA	1,875,559	625,186	146,904	(478,283)
23505	Transfer In	1,702,587	567,529	0	(567,529)
23520	County Appropriation	584,234	194,745	146,059	(48,686)
23000	State Revenue		0	0	0
24649	Inspection Fees	10000	3,333	0	(3,333)
23790	Local Contribution	64565	21,522	100	(21,422)
26541	Indirect Revenue	240256	80,085	67,331	(12,754)
28680	Miscellaneous	200	67	0	(67)
28710 / 23185	Region V	200601	66,867	10,069	(56,798)
28830	Match		0	0	0
		<u>\$5,925,094</u>	<u>\$1,974,490</u>	<u>\$552,298</u>	<u>(\$1,422,192)</u>

GENESEE COUNTY METROPOLITAN PLANNING COMMISSION

**Statement of Expenditures: Actual vs. Budget
For the Period January 1, 2019 to January 31, 2019**

EXHIBIT V

Account Number	Account Name	Total		Total		Total		Variance YTD 2019	Expenditures As % of Total Budget
		Budget FY2017	Expenditures YTD 2017	Budget FY2018	Expenditures YTD 2018	Budget FY2019	Expenditures YTD 2019		
	Salary	1,062,153	317,570	1,205,543	345,091	1,290,193	288,415	1,001,778	22
	Total Fringe Benefit-regular	687,996	211,915	714,565	235,262	833,534	213,805	619,729	26
	Other Fringes	160,600	0		0	175,435	0	175,435	0
	Salary, Per Diem	4,500	0	4,500	0	4,000	0	4,000	0
35005	Supplies, Office	21,136	2,798	29,180	4,950	21,200	3,723	17,477	18
35020	Postage	5,500	949	5,000	1,735	8,650	666	7,984	8
35051	Equipment	50,000	0	57,000	1,100	7,500	0	7,500	0
41040	Repairs, Equip.	500	0	500	0	0	0	0	0
46005	Bank Service Charges	350	26	100	26	205	9	196	4
46045	Consultants	932,543	4,355	884,866	0	794,121	22,569	771,552	3
46075	Health Serv. Employees	200	0	200	0	200	0	200	0
46135	Auditing	12,000	6,150	11,400	0	11,400	0	11,400	0
46205	Service Contracts Gen.	34,470	17,364	13,290	2,250	29,871	588	29,283	2
46355	Telephone	5,200	1,785	5,200	1,095	5,300	1,273	4,027	24
46435	Advertising	17,237	403	25,500	353	27,800	1,238	26,562	4
46450	Waste Collections	148,000	31,939	175,000	53,016	250,000	25,882	224,118	10
46500	Training	4,150	1,060	4,950	1,085	15,300	6,786	8,514	44
46575	Memberships	3,500	2,527	3,700	275	3,650	1,060	2,590	29
52075	Indirect Cost Expense		0		0	629,923	0	629,923	0
56500	Demo Project		0		0		0	0	0
60005	Travel	5,200	302	4,200	2,147	4,700	0	4,700	0
55480	Projects					10,200		10,200	0
	Subtotal: Controllable Cost	3,155,235	599,144	3,144,694	648,387	4,123,182	566,014	3,557,168	
70302	Transfers Out Other Fringe	40,000	1,986	40,000	6,577	1,524	0	1,524	0
70305	Transfers Out, Indirect	382,091	14,569	\$743,885	26,120	1,695,621	0	1,695,621	0
75020	Convenience Copier	3,524	0	3,500	378	3,500	80	3,420	2
75025	Motor Pool Charges	28,237	3,268	15,000	3,868	15,000	3,010	11,990	20
80040	Insurance, General	71,129	0	26,000	14,905	29,889	0	29,889	0
80070	CSA	281,359	0	339,766	113,255	359,078	119,693	239,385	33
	Subtotal: Uncontrollable Costs	806,340	19,823	1,168,151	165,104	2,104,612	122,782	1,981,830	
	GRAND TOTALS	3,961,575	618,967	\$4,312,845	813,490	6,227,794	\$688,796	5,538,998	



GENESEE COUNTY METROPOLITAN
PLANNING COMMISSION

GENESEE COUNTY METROPOLITAN PLANNING COMMISSION

1101 Beach Street – Room 223, Flint, Michigan 48502-1470 • (810) 257-3010 • www.gcmnpc.org



DEREK BRADSHAW
DIRECTOR-COORDINATOR

CHRISTINE A. DURGAN
ASSISTANT DIRECTOR

MEMORANDUM

TO: Members of the Genesee County Metropolitan Planning Commission

FROM: Jason Nordberg, Division Manager
Genesee County Metropolitan Planning Commission

DATE: March 5, 2019

SUBJECT: 3-C Transportation Planning – February 2019 Status Report

Transportation Update

In February the Technical Advisory Committee (TAC) and the Genesee County Metropolitan Alliance (GCMA) provided preliminary approval of the FY 2020-2023 Transportation Improvement Program (TIP) prioritized listing of transportation projects to begin public participation and other analysis. The green highlighted cells identify approximately \$47 million in local projects that are proposed to receive funding. A listing of Mass Transportation Authority (MTA) and Michigan Department of Transportation (MDOT) projects for fiscal years 2020-2023 are also included in the attachment. Staff will continue to work with local road agencies to assign years for the prioritized listing of projects.

IX A 1



AN EQUAL OPPORTUNITY ORGANIZATION

Connect with us:

Draft Preservation Application Scores

ID	AGENCY	PROJECT	LIMITS	LENGTH	LANES	DESCRIPTION	TOTAL	FEDERAL	ADT	PASER	SCORE	Remaining Fed
	GCRC	Van Slyke Road	Maple Road to Bristol Road	1	4	Rehabilitation	\$1,427,794	\$1,142,235	na	na	na	\$16,892,807
	GCRC	Clio Road	Wilson Road to Clio CTL Road	0.5	4	Rehabilitation	\$678,288	\$542,630	na	na	na	\$16,350,177
	GCRC	Clio Road	Dodge Road to Wilson Road	1.01	4	Rehabilitation	\$1,442,081	\$1,153,665	na	na	na	\$15,196,512
	City of Burton	Center Road (ACC)	Davison Road to North City Limits	1	5	Resurface	\$1,798,972	\$1,798,972	na	na	na	\$13,397,540
127	City of Burton	S. B. Grand Traverse St	Bristol Rd - Hemphill Rd	0.52	3	Resurface	\$658,750	\$527,000	7,548	2	93	\$12,870,540
101	City of Flushing	Seymour Road	South point of the West Pierson intersection-North point of the Emily Street intersecction	0.16	2	Milling and Resurfacing	\$214,238	\$171,390	7,333	3	93	\$12,699,150
128	City of Burton	Bristol Rd	Fenton Rd - Saginaw St	1.04	5	Resurface	\$1,720,000	\$1,376,000	22,221	2	92	\$11,323,150
149	GCRC	Elms Rd	Potter Rd - River Rd	0.24	3	Restore and Rehabilitate - Preservation	\$278,300	\$222,640	10,297	2	92	\$11,100,510
129	City of Burton	Saginaw St	Judd Rd - Bristol Rd	0.5	5	Resurface	\$1,087,500	\$870,000	18,603	3	92	\$10,230,510
130	City of Burton	Saginaw St	Maple Ave - Judd Rd	0.58	5	Resurface	\$1,247,500	\$998,000	15,428	3	92	\$9,232,510
148	GCRC	Flushing Rd	Eldorado Dr - Ballenger Hwy	0.56	4	Restore and Rehabilitate - Preservation	\$914,193	\$731,354	11,412	3	91	\$8,501,156
109	City of Flint	Miller Road	Ballenger Highway - Hammerberg Road	1.4	5	Preservation	\$2,319,629	\$1,855,783	7,623	3	90	\$6,645,373
179	City of Fenton	Silver Lake Rd	West City Limits - Poplar St	1.52	2 to 6	Rehabilitation	\$2,512,653	\$2,010,122	18,055	3	89	\$4,635,251
180	City of Fenton	Torrey Rd	North Rd - City Limits	1.07	2	Rehabilitation	\$1,070,796	\$856,637	9,746	3	89	\$3,778,614
111	City of Flint	Robert T Longway Boulevard	Chevez Dr - E Boulevard Dr	0.28	4 to 8	Preservation	\$1,436,560	\$1,011,338	13,797	3	88	\$2,767,276
121	City of Burton	Genesee Rd	Court St North - Davison Rd	1	2 to 5	Resurface	\$1,028,750	\$823,000	11,851	3	88	\$1,944,276
150	GCRC	Carpenter Rd	N. Saginaw Rd - Harry St	0.64	5	Restore and Rehabilitate - Preservation	\$1,319,050	\$1,055,240	9,000	3	88	\$889,036

TSM Recommended Projects for Funding

Allocation: \$18,035,042
Proposed: \$17,146,007
Remaining: \$889,036

Draft Prioritized Listing of Unfunded Projects

ID	AGENCY	PROJECT	LIMITS	LENGTH	LANES	DESCRIPTION	TOTAL	FEDERAL	ADT	PASER	SCORE
146	GCRC	Irish Rd	Lapeer Rd - Court St	0.69	4 to 6	Restore and Rehabilitate	\$1,872,500	\$1,498,000	20,825	3	87
124	City of Burton	Belsay Rd	Lapeer Rd - I69	0.47	5	Resurface	\$950,000	\$760,000	14,193	3	87
120	City of Burton	Bristol Rd	Saginaw St - Dort Hwy	0.99	4 to 5	Resurface	\$1,562,500	\$1,250,000	12,029	3	87
145	GCRC	Genesee Rd	Stanley Rd - Mt Morris Rd	1.09	4	Restore and Rehabilitate - Preservation	\$2,353,658	\$1,882,926	9,209	3	87
125	City of Burton	Center Rd	Bristol Rd - Atherton Rd	1	5	Resurface	\$2,058,307	\$1,646,645	15,083	3	86
119	City of Burton	Bristol Rd	Dort Hwy - Center Rd	0.98	5	Resurface	\$1,656,250	\$1,325,000	11,763	3	85
134	GCRC	Davison Rd	Davison City Limits - Oak Rd	0.5	2	Restore and Rehabilitate - Preservation	\$497,540	\$398,032	7,441	3	85
106	Village of Goodrich	West Hegel Road	Seneca Street - Kearsley Creek Bridge	0.18	2	Reconstruction	\$900,000	\$720,000	5,258	3	85
122	City of Burton	Genesee Rd	Lippincott Rd - Court St North	1	2 to 5	Resurface	\$1,038,750	\$831,000	7,781	3	84
153	GCRC	Linden Rd	Flushing Rd - Pasadena Ave	0.45	5	Restore and Rehabilitate - Preservation	\$1,627,812	\$1,302,250	12,745	3	83
133	GCRC	Seymour Rd	Calkins - Beecher	1.02	2	Restore and Rehabilitate - Preservation	\$1,067,887	\$854,293	3,118	2	82
143	GCRC	Seymour Rd	Lennon Rd - Corunna	1	2	Restore and Rehabilitate - Preservation	\$1,055,700	\$844,560	2,918	2	82
141	GCRC	Seymour Rd	M-21 - Calkins Rd	1	2	Restore and Rehabilitate - Preservation	\$995,138	\$796,137	3,297	2	81
182	City of Fenton	Caroline St	Walnut St - East St	0.09	2	Rehabilitation	\$249,550	\$199,640	900	2	81
144	GCRC	Seymour Rd	Hill Rd - GTW RR Tracks	0.11	2	Restore and Rehabilitate	\$124,148	\$99,318	3,504	2	80
105	City of Swartz Creek	Seymour Road	South City Limits - Miller Road	0.98	2	Milling and Asphalt Overlay	\$748,130	\$598,504	2,675	3	80
123	City of Burton	Genesee Rd	Atherton Rd - Lippincott RD	1	2	Resurface	\$667,500	\$534,000	5,028	3	79
181	City of Fenton	Caroline St and River St	100 East of River St - Adelaide St, Silver Lake Rd	0.25	2	Rehabilitation	\$579,398	\$463,518	900	3	79
107	Village of Goodrich	West Hegel Road	West Village Limit - Entrance of Golf Course	0.62	2	Resurface	\$1,207,500	\$966,000	5,258	3	78
102	City of Clio	Smith Street	New Street - S. Mill Street	0.26	2	Milling and Asphalt Overlay	\$371,600	\$297,280	1,470	2	77
139	GCRC	Cook Rd	McWain Rd - Holly Rd	1.35	2	Restore and Rehabilitate - Preservation	\$1,552,500	\$1,242,000	4,852	3	77
103	City of Swartz Creek	Miller Road	North Seymour Road - Morrish Road	1	3	Milling and Asphalt Overlay	\$1,089,940	\$871,952	13,843	4	77
137	GCRC	Morrish Rd	Beecher Rd - Potter Rd	1	2	Restore and Rehabilitate - Preservation	\$1,007,952	\$806,362	2,007	2	76
108	City of Flint	Chevrolet Avenue	University Drive - Flushing Road	0.8	4	Preservation	\$2,846,734	\$2,277,387	4,390	3	76

151	GCRC	Horton & Shelby Rds	Carpenter Rd - Princeton Ave	0.34	4 to 6	Restore and Rehabilitate - Preservation	\$1,398,769	\$1,119,015	2,386	3	76
147	GCRC	Bristol Rd	Miller Road -Linden Rd	0.33	5 to 6	Restore and Rehabilitate - Preservation	\$365,562	\$292,435	8,145	4	76
138	GCRC	Cook Rd	Fenton Rd - McWain Rd	1.75	2	Restore and Rehabilitate - Preservation	\$2,070,000	\$1,656,000	3,035	3	75
136	GCRC	Atherton Rd	Atlas Rd - M-15	1	2	Restore and Rehabilitate - Preservation	\$995,079	\$796,063	2,088	3	75
154	GCRC	Linden Rd	Pasadena Ave - Pierson Rd	1.06	5	Restore and Rehabilitate	\$1,646,097	\$1,316,878	12,534	4	75
135	GCRC	Atherton Rd	Irish Rd - Atlas Rd	1.5	2	Restore and Rehabilitate	\$1,492,619	\$1,194,095	3,651	4	64
152	GCRC	Linden Rd	Beecher Rd - Flushing Rd	0.58	5	Restore and Rehabilitate - Preservation	\$551,507	\$441,205	13,717	5	61
176	City of Fenton	Owen Rd	City Limit - East side of US-23 Ramps	0.51	5 to 7	Rehabilitation	\$833,103	\$666,482	20,668	5	57

Draft Reconstruction Application Scores

ID	AGENCY	PROJECT	LIMITS	LENGTH	LANES	DESCRIPTION	TOTAL	FEDERAL	ADT	PASER	SCORE	Remaining Fed
	City of Flint	Saginaw Street	Court Street to Flint River	0.46	3	Reconstruction	\$3,464,980	\$2,771,984	na	na	na	\$2,395,277
156	GCRC	Detroit St	S Cornell St - Natchez/Peach Tree Dr	0.55	4	Reconstruction	\$1,309,850	\$1,047,880	6,170	2	94	\$1,347,397
157	GCRC	Detroit St	Carpenter Rd - S Cornell Ave	0.52	4	Reconstruction	\$1,309,850	\$1,047,880	5,610	2	92	\$299,517
174	City of Grand Blanc	Center Rd	McFarland St - Brainard St	0.4	2	Reconstruction	\$1,080,000	\$864,000	7,877	3	92	(\$564,483)
110	City of Flint	Miller Rd-Hammerberg Rd-Pershising Rd	Up to 200' in each direction of the center of existing intersection	0.19	3 to 5	Roundabout Construction	\$1,084,160	\$867,328	22,630	3	90	(\$1,431,811)
155	GCRC	Clio Rd	Coldwater Rd - Stanley Rd	1	5	Reconstruction	\$3,433,460	\$2,746,768	6,498	3	82	(\$4,178,580)
126	City of Burton	Bristol Rd	Belsay Rd - Vassar Rd	1	2	Reconstruction	\$987,500	\$790,000	3,512	2	80	(\$4,968,580)
131	City of Davison	West Clark St	South Dayton St - South State Rd	0.13	2	Reconstruction	\$397,478	\$317,982	1,690	4	67	(\$5,286,562)

TSM Recommended Projects for Funding

Allocation: \$5,167,261
 Proposed: \$5,731,744
 Remaining: (\$564,483)

K:\trans\TIP\2020-2023\[Applications Received 2-1 at 400 for TAC.xlsx]Recon

Draft PASER 5 Applications

ID	AGENCY	PROJECT	LIMITS	LENGTH	LANES	SCORE	ADT	Proposed Federal	Proposed Local	Proposed Total	Remaining Federal
112	City of Flint	Saginaw St	Atherton Rd - Oakley St	0.58	5	65	9,848	\$ 416,753	\$ 104,188	\$ 520,941	\$ 8,195,348
132	City of Davison	West Flint St	West City Limits - State Rd	0.51	4	64	14,931	\$ 421,171	\$ 105,293	\$ 526,464	\$ 7,774,177
163	GCRC	Mill Rd	Beecher Rd - Flushing Rd	0.37	2	64	6,707	\$ 92,000	\$ 23,000	\$ 115,000	\$ 7,682,177
100	City of Flushing	East Main Street	Flint River/Main St Bridge to East point of the McKinley Rd intersection	0.2	2	63	10,795	\$ 135,053	\$ 33,763	\$ 168,816	\$ 7,547,124
172	GCRC	Holly Rd	Baldwin Rd - SB I-75 Ramps	0.53	5	61	18,998	\$ 276,000	\$ 69,000	\$ 345,000	\$ 7,271,124
114	City of Burton	Maple Avenue	Sandalwood St - Saginaw St	0.46	4 to 5	61	13,902	\$ 498,000	\$ 124,500	\$ 622,500	\$ 6,773,124
169	GCRC	North Rd	Fenton City Limits - Rolston Rd	1.8	2	61	11,516	\$ 313,600	\$ 78,400	\$ 392,000	\$ 6,459,524
161	GCRC	E. Mt. Morris Rd	Dort Hwy - Irish Rd	5.92	2	61	7,120	\$ 1,288,000	\$ 322,000	\$ 1,610,000	\$ 5,171,524
104	City of Swartz Creek	Morrish Road	Miller Road - Bristol Road	1	3	61	5,252	\$ 627,648	\$ 156,912	\$ 784,560	\$ 4,543,876
168	GCRC	Hill Rd	Torrey Rd - West Side of I-75 over-pass bridge (Taylor Dr)	1.03	5	60	24,973	\$ 411,424	\$ 102,856	\$ 514,280	\$ 4,132,452
177	City of Fenton	Main St	Leroy St - East City Limit	0.93	3	60	13,365	\$ 563,328	\$ 140,832	\$ 704,160	\$ 3,569,124
116	City of Burton	Belsay Rd	Davison Rd - Potter Rd	0.98	2	60	11,084	\$ 375,000	\$ 93,750	\$ 468,750	\$ 3,194,124
171	GCRC	Lennon Rd	Linden Rd - Dutcher Rd	0.41	5	60	9,847	\$ 182,160	\$ 45,540	\$ 227,700	\$ 3,011,964
164	GCRC	Silver Lake Rd	Ripley St - Fenton City Limits	1.05	2	60	8,328	\$ 184,000	\$ 46,000	\$ 230,000	\$ 2,827,964
167	GCRC	Linden Rd	South County Line - Linden City Limits	2.02	2	59	7,482	\$ 388,000	\$ 97,000	\$ 485,000	\$ 2,439,964
115	City of Burton	Maple Avenue	Fenton Rd - Sandalwood St	0.81	5	57	13,902	\$ 805,000	\$ 201,250	\$ 1,006,250	\$ 1,634,964
162	GCRC	W. Mt. Morris Rd	Elms Rd - Linden Rd	2	2	57	7,515	\$ 374,000	\$ 93,500	\$ 467,500	\$ 1,260,964
175	City of Fenton	Shiawassee Ave	Bent Oak St - Adelaide St	0.58	3	56	12,536	\$ 355,046	\$ 88,762	\$ 443,808	\$ 905,918
165	GCRC	Stanley Rd	Union St - Dort Hwy	0.86	2	56	6,037	\$ 207,000	\$ 51,750	\$ 258,750	\$ 698,918
113	City of Flint	Twelfth St	Fenton Rd - Grand Traverse St	0.53	4	55	4,851	\$ 402,452	\$ 100,613	\$ 503,066	\$ 296,465
166	GCRC	W. Mt. Morris Rd	Sheridan Rd - Gillette Rd	3.33	2	54	6,287	\$ 627,200	\$ 156,800	\$ 784,000	\$ (330,735)
117	City of Burton	Lapeer Rd	Genesee Rd - Belsay Rd	1	2	54	5,480	\$ 382,000	\$ 95,500	\$ 477,500	\$ (712,735)
118	City of Burton	Lapeer Rd	Center Rd - Genesee Rd	1	2	54	5,300	\$ 382,000	\$ 95,500	\$ 477,500	\$ (1,094,735)
178	City of Fenton	S. Holly Rd	Adelaide St - City Limits	1.2	2	52	5,829	\$ 486,605	\$ 121,651	\$ 608,256	\$ (1,581,340)
160	GCRC	Atherton Rd	Vassar Rd - Irish Rd	1	2	48	4,215	\$ 197,800	\$ 49,450	\$ 247,250	\$ (1,779,140)
170	GCRC	Maple Rd	Linden Rd - Just east of Matthew Dr	0.85	2	46	1,301	\$ 344,678	\$ 86,170	\$ 430,848	\$ (2,123,818)

 TSM Recommended Projects for Funding

Allocation: \$8,612,101
 Proposed: \$8,942,836
 Remaining: (\$330,735)

Draft Rural Application Scores

ID	AGENCY	PROJECT	LIMITS	LENGTH	LANES	DESCRIPTION	TOTAL	FEDERAL	ADT	PASER	SCORE	Remaining Fed
	GCRC	Lapeer Road	Big Swamp Drain to County Line Road	0.54	2	Restore and Rehabilitate - Preservation	\$381,600	\$305,280				\$2,328,720
140	GCRC	Seymour Rd	Beecher - Potter	1.04	2	Restore and Rehabilitate - Preservation	\$995,228	\$796,183	3,884	2	82	\$1,532,537
158	GCRC	Bristol Rd	Irish Rd - Lang Rd	0.53	2	Reconstruction	\$739,278	\$591,422	2,352	2	81	\$941,115
159	GCRC	Bristol Rd	Lang Rd - Atlas Rd	0.96	2	Reconstruction	\$1,050,180	\$840,144	2,352	2	79	\$100,971
173	Village of Gaines	Walnut St	Village of Gaines Village Limits - Park St	0.22	2	Preservation	\$40,300	\$32,240	531	3	66	\$68,731
142	GCRC	Seymour Rd	Bristol Rd - Lennon Rd	1.07	2	Restore and Rehabilitate - Preservation	\$1,107,450	\$885,960	3,630	2	82	(\$817,229)

TSM Recommended Projects for Funding

Allocation: \$2,634,000
Proposed: \$2,565,269
Remaining: \$68,731

K:\trans\TIP\2020-2023\[Applications Received 2-1 at 400 for TAC.xlsx]Rural

Draft Expand Application Scores

ID	AGENCY	PROJECT	LIMITS	LENGTH	LANES	ADT	DESCRIPTION	TOTAL	State	Remaining State	SCORE
	GCRC	Hill Road	S. Saginaw Rd to Center Rd	na	na	na	Widen - Major (Capacity Increase) (2 to 3 and 5 Lanes)	\$2,097,600	\$1,678,080	\$5,780,970	na
200	GCRC	Baldwin Rd	900 ft. west of Holly Rd	900	2	11,613	Intersection Reconstruction and Addition of Turn Lanes	\$500,000	\$400,000	\$5,380,970	72
201	GCRC	Grand Blanc Rd	Fenton Rd - Dort Hwy	11,000	2	16,611	Roadway Widening- Reconstruction and Addition of Turn Lanes (2 to 3 Lanes)	\$2,875,000	\$2,300,000	\$3,080,970	72
198	GCRC	Grand Blanc Rd	Dort Hwy - Grand Blanc City Limits	2,500	2	16,332	Widen - Major (Capacity Increase) to Add Continuous Center Turn Lane and Roundabout at Embury Rd (2 and 4 to 3 and 5 Lanes)	\$2,415,000	\$1,932,000	\$1,148,970	58
199	GCRC	Irish Rd	Lippincott Rd - Structure 2752 (Irish Rd Bridge over the Kearsley Creek)	2,100	2	10,396	Widen - Major (Capacity Increase) to Add Continuous Center Turn Lane (2 to 3 and 4 Lanes)	\$747,500	\$598,000	\$550,970	53

TSM Recommended Projects for Funding

Allocation:	\$7,459,050
Proposed:	\$6,908,080
Remaining:	\$550,970

K:\trans\TIP\2020-2023\[Applications Received 2-1 at 400 for TAC.xlsx]Expand

Draft CMAQ Applications

Rideshare Applications

Type of Project	Agency	Project Name	Project Limits	Project Description:	Local CMAQ allocation	State Cost-	Local Cost-	Total Cost-
Rideshare	GCMPC	Rideshare Program	Genesee County	GCMPC Staff will provide services to assist persons in forming carpools	\$112,271	\$0	\$0	\$112,271
Rideshare	GCMPC	Rideshare Program	Genesee County	GCMPC Staff will provide services to assist persons in forming carpools	\$100,000	\$0	\$0	\$100,000
Rideshare	GCMPC	Rideshare Program	Genesee County	GCMPC Staff will provide services to assist persons in forming carpools	\$100,000	\$0	\$0	\$100,000
Rideshare	GCMPC	Rideshare Program	Genesee County	GCMPC Staff will provide services to assist persons in forming carpools	\$100,000	\$0	\$0	\$100,000

Requested: \$ 412,271
 Allocation: \$ 412,271

CMAQ Transit

Type of Project	Agency	Project Name	Project Limits	Project Description:	Local CMAQ allocation	State Cost-	Local Cost-	Total Cost-
Vehicle Replacement	MTA	Transit Vehicle Replacement	Genesee County	Purchase of 15 new propane powered cutaway buses for Your Ride services	\$813,656	\$203,414	\$0	\$1,017,070
Transit	MTA	Vehicle Purchase	Genesee County	Purchase of 3-4 new propane powered cutaway buses for Your Ride services	\$294,409	\$0	\$73,602	\$368,011
Transit	MTA	Vehicle Purchase	Genesee County	Purchase of 3-4 new propane powered cutaway buses for Your Ride services	\$294,409	\$0	\$73,602	\$368,011
Transit	MTA	Vehicle Purchase	Genesee County	Purchase of 3-4 new propane powered cutaway buses for Your Ride services	\$294,409	\$0	\$73,602	\$368,011

Requested: \$ 1,696,883
 Allocation: \$ 1,696,883

CMAQ Non-Motorized

Type of Project	Agency	Project Name	Project Limits	Project Description:	Local CMAQ allocation	State Cost-	Local Cost-	Total Cost-
Bike Share Program	City of Grand Blanc	Bike Share Program	Downtown Grand Blanc	Bike Share Program	\$122,000		\$30,500	\$152,500

Requested: \$ 122,000
 Allocation: \$ 200,017
 Remaining: \$ 78,017

CMAQ Intersection

Type of Project	Agency	Project Name	Project Limits	Project Description:	VOC Reduction (Kg/day)	Local CMAQ allocation	Running Federal	State Cost-	Local Cost-	Total Cost-
Roundabout	GCRC	Roundabout	Linden Rd and Grand Blanc Rd	Reconstruct intersection as a roundabout	na	\$641,556	\$641,556		\$160,389	\$801,945
Signal Synchronization	GCRC	Bristol Rd.	Bishop International Hub to Torrey Rd.	Signal Synchronization	0.192	\$285,000	\$926,556		\$0	\$285,000
Roundabout	City of Flushing	Roundabout	E. Pierson Rd., Flushing Rd., and Flushing Rd./Main St.	Roundabout	0.034	\$680,000	\$1,606,556		\$382,500	\$1,062,500
Roundabout	GCRC	Roundabout	Elms Rd. at Beecher Rd.	Roundabout	0.017	\$760,000	\$2,366,556		\$190,000	\$950,000
Roundabout	GCRC	Roundabout	Elms Rd. at Lennon Rd.	Roundabout	0.017	\$950,000	\$3,316,556		\$250,000	\$1,200,000

TSM Recommended Projects for Funding

\$1,606,556
 \$1,606,556
 \$0

Draft Transportation Alternatives Program (TAP) Scores

ID	AGENCY	PROJECT	LIMITS	LENGTH	FEDERAL	LOCAL	TOTAL	Running Federal	SCORE
	GCRC	Argentine LAFF Pathway	Lobdell Road and Haviland Beach Drive to Silver Lake Road and Chestnut Way	2.1	\$ 432,810	\$ 683,669	\$ 1,116,479	\$ 432,810	na
187	City of Fenton	Silver Lake Road Connector Trail	Jennings Rd to East Broad St	2	\$ 441,509	\$1,832,161	\$ 2,273,670	\$ 874,319	87
184	GCRC	Perry Road Trail	Perry Rd just west of Gale Rd to Whitetale Dr	2.3	\$ 220,755	\$1,011,448	\$ 1,232,202	\$ 1,095,074	86
186	GCRC	Dort Hwy Extension Pathway	Cook Rd to Baldwin Rd	1.1	\$ 441,509	\$ 248,741	\$ 690,250	\$ 1,536,583	82
183	GCRC	Teachout Trail	Richfield Park to Teachout Rd. Gale Rd. Mt. Morris Rd. M-15	2.5	\$ 220,755	\$ 765,014	\$ 985,768	\$ 1,757,337	75
185	GCRC	Mt. Morris Road Pathway	M-15 and Mt. Morris Rd to the corner of Mt. Morris Rd and Henderson Rd	2.3	\$ 441,509	\$ 421,336	\$ 862,845	\$ 2,198,846	73

TSM Recommended Projects for Funding

Allocation: \$1,766,036
Proposed: \$1,757,337
Remaining: \$8,699

K:\trans\TIP\2020-2023\[Applications Received 2-1 at 400 for TAC.xlsx]NM

Proposed FY 2020-2023 Michigan Department of Transportation (MDOT) Projects

Fiscal Year	Project Name	Limits	Length	Primary Work Type	Project Description	Phase	Federal	State	Local	Total	Fund Source	GPA Type
2020	M-15	from Potter Rd to Richfield Rd	1.0	Minor Widening	Center Left Turn Lane	PE	\$116,538	\$25,842	\$0	\$142,380	CM	Local Livability and Sustainability
2020	Grand Traverse Greenway Trail	Hemphill Rd to Grand Traverse St	0.0	New Facilities	Construct non-motorized path	PE	\$194,173	\$0	\$48,543	\$242,716	TA	Not in a GPA: Stand Alone Project
2020	US-127BR	M21 @ Ballenger Highway M-21 @ Dye Road M-21 @ Mansour, Home Depot Drive M-21 @ Zimmerman School M-54 @ Coldwater Road M-54 @ Mt Morris Road M-54 @ Stanley Road	0.0	Traffic Safety	Traffic Signal Modernizations; connected vehicle installations.	CON	\$1,293,032	\$0	\$0	\$1,293,032	STG	Not in a GPA: Stand Alone Project
2020	M-54	M-54 (Atherton to Lapeer) Signals	0.0	Traffic Safety	Signal Modernization and Synchronization at 4 Locations	CON	\$678,027	\$0	\$0	\$678,027	CMG	Not in a GPA: Stand Alone Project
2020	I-475	6 BRIDGES IN GENESEE COUNTY	0.0	Bridge CPM	Overlay - Epoxy (Warranty)	CON	\$4,758,871	\$528,762	\$0	\$5,287,633	IM	Not in a GPA: Stand Alone Project
2020	US-23 S	US-23 Freeway Signing Upgrade from Livingston Co Line to I-75	12.6	Traffic Safety	Freeway Signing Upgrade Contract	CON	\$1,644,500	\$0	\$0	\$1,644,500	NHG	Not in a GPA: Stand Alone Project
2020	M-57	M-57 at Irish Road	0.2	Reconstruction	Roundabout Installation	PE	\$208,356	\$23,151	\$0	\$231,507	HSIP	Not in a GPA: Stand Alone Project
2020	M-57	M-57 Genesee Co	20.7	Traffic Safety	Non-freeway Signing Replacement	CON	\$248,383	\$0	\$0	\$248,383	STG	Not in a GPA: Stand Alone Project
2020	M-54	Various Locations in Genesee, County	0.0	Traffic Safety	Traffic Signal Modernizations; connected vehicle installations.	ROW	\$5,000	\$0	\$0	\$5,000	STG	Not in a GPA: Stand Alone Project
2020	M-54	Genesee and Shiawasee County	0.0	Bridge CPM	Scour Protection	CON	\$269,711	\$59,809	\$0	\$329,520	ST	Not in a GPA: Stand Alone Project
2020	M-15	M-15 over Bird County Drain	0.0	Bridge Replacement	Culvert Replacement	CON	\$925,961	\$205,329	\$0	\$1,131,290	ST	Not in a GPA: Stand Alone Project
2020	M-54	Atherton Road to Leith Street	3.7	Road Capital Preventive Maintenance	Milling and One Course HMA Overlay	CON	\$5,272,466	\$1,169,154	\$0	\$6,441,620	NH	Not in a GPA: Stand Alone Project
2020	I-75	2 Bridges In Genesee County	0.0	Bridge CPM	Overlay - Epoxy	CON	\$755,096	\$83,900	\$0	\$838,995	IM	Trunkline Bridge
2020	Father Dukette Blvd	Doyle-Ryder, Freeman, Neithercut, Pierce Schools	0.0	Roadside Facilities - Improve	Bike/Pedestrian Facilities	CON	\$543,490	\$120,518	\$0	\$664,008	TAUL	Trunkline Livability and Sustainability
2020	M-54	Coldwater Road to Mt. Morris Road	2.0	Road Rehabilitation	Two Course Mill & Resurface	CON	\$3,691,435	\$818,565	\$0	\$4,510,000	NH,HIPU	Trunkline Road
2020	M-57	at Linden Road	0.0	Roadside Facilities - Improve	Resurface existing carpool lot.	CON	\$78,691	\$17,450	\$0	\$96,140	ST	Trunkline Traffic Operations And Safety
2020	I-75 N/Corunna Ramp	I-75 NB Exit Ramp at M-21	0.2	Traffic Safety	Sight Obstruction Removal	PE	\$71,209	\$7,912	\$0	\$79,121	HSIP	Trunkline Traffic Operations And Safety
2020	US-23 N	Thompson Road to Baldwin Road	1.5	Traffic Safety	Tree Windscreen	PE	\$106,137	\$11,793	\$0	\$117,930	HSIP	Trunkline Traffic Operations And Safety
2020	I-75 S/Thompson Ramp	Thompson Road Interchange	0.0	Traffic Safety	Geometric Improvements	CON	\$33,437	\$3,716	\$0	\$37,153	HSIP	Trunkline Traffic Operations And Safety
2021	M-15	at Clark Street	0.2	Reconstruction	Add center left turn lane	CON	\$1,473,300	\$326,700	\$0	\$1,800,000	CM	Not in a GPA: Stand Alone Project
2021	M-21	over CSX Railway (Abandoned)	0.0	Bridge Replacement	Bridge Removal and Pedestrian Culvert Construction	CON	\$1,218,780	\$236,478	\$33,782	\$1,489,040	ST	Not in a GPA: Stand Alone Project
2021	M-54	Various Locations in Genesee, County	0.0	Traffic Safety	Traffic Signal Modernizations; connected vehicle installations.	CON	\$2,161,448	\$0	\$0	\$2,161,448	STG	Not in a GPA: Stand Alone Project
2021	US-23	13 Structures along US-23	0.0	Bridge CPM	Overlay - Epoxy (Warranty)	CON	\$4,976,538	\$1,103,532	\$0	\$6,080,070	NH	Not in a GPA: Stand Alone Project
2021	US-23NB	Baldwin Road to Hill Road	4.6	Traffic Safety	Guardrail	CON	\$1,309,272	\$145,475	\$0	\$1,454,747	HSIP	Trunkline Traffic Operations And Safety
2021	M-54	M-54 (at Maple, Bristol and Atherton) Signals	0.0	Traffic Safety	Signal Modernization and Synchronization at 3 Locations	CON	\$528,637	\$0	\$0	\$528,637	CMG	Trunkline Traffic Operations And Safety
2021	I-75 / US-23	Various Freeway Ramps	5.8	Traffic Safety	Tree Clearing	PE	\$36,960	\$4,107	\$0	\$41,067	HSIP	Trunkline Traffic Operations And Safety
2022	Grand Traverse Greenway Trail	Hemphill Rd to Grand Traverse St	0.0	New Facilities	Construct non-motorized path	CON	\$1,488,702	\$0	\$372,176	\$1,860,878	TA	Not in a GPA: Stand Alone Project
2022	I-69	Fenton Road to M-54	5.3	Reconstruction	Reconstruct Mainline & Overlay Ramps	CON	\$48,812,456	\$5,423,606	\$0	\$54,236,062	IM	Not in a GPA: Stand Alone Project
2022	M-15	from Potter Rd to Richfield Rd	1.0	Minor Widening	Center Left Turn Lane	CON	\$1,281,917	\$284,261	\$0	\$1,566,178	CM	Not in a GPA: Stand Alone Project
2022	I-475	I-69/I-475 Interchange	0.0	Bridge CPM	Overlay - Epoxy	CON	\$13,491,193	\$1,499,022	\$0	\$14,990,214	IM	Not in a GPA: Stand Alone Project
2022	M-57	M-57 at Irish Road	0.2	Reconstruction	Roundabout Installation	CON	\$979,453	\$108,829	\$0	\$1,088,281	HSIP	Not in a GPA: Stand Alone Project
2022	I-475	I-69 over I-475	0.0	Bridge Replacement	Deck Replacement	CON	\$6,526,752	\$725,196	\$0	\$7,251,948	IM	Not in a GPA: Stand Alone Project
2022	M-57	over Flint River	0.0	Bridge CPM	Overlay - Epoxy	CON	\$1,003,187	\$222,454	\$0	\$1,225,641	NH	Trunkline Bridge
2022	NB I-475	Atherton Rd to S of Thread Creek	1.1	Traffic Safety	High friction surface course	CON	\$2,193,977	\$243,775	\$0	\$2,437,752	HSIP	Trunkline Traffic Operations And Safety
2022	M-54	M-54 at Saginaw St	0.0	Traffic Safety	Signal Modernization and Synchronization	CON	\$183,231	\$0	\$0	\$183,231	CMG	Trunkline Traffic Operations And Safety
2023	M-15	Richfield Road to south of Dodge Road	5.9	Road Rehabilitation	Mill and Two Course HMA Overlay	CON	\$4,979,633	\$1,104,219	\$0	\$6,083,852	ST	Not in a GPA: Stand Alone Project
2023	I-475	2 Structures over I-475	0.0	Bridge Miscellaneous	Bridge Removal	CON	\$1,224,908	\$136,100	\$0	\$1,361,008	BOI	Not in a GPA: Stand Alone Project
2023	I-475	5 Structures on I-475	0.0	Bridge Replacement	Deck Replacement	CON	\$5,341,421	\$593,492	\$0	\$5,934,910	IM	Not in a GPA: Stand Alone Project
2023	M-15	over Paddison County Drain	0.0	Bridge Replacement	Culvert Replacement	CON	\$1,104,976	\$245,026	\$0	\$1,350,000	ST	Trunkline Bridge
2023	I-475	5 Structures on I-475	0.0	Bridge Rehabilitation	Deep Overlay and Epoxy Overlays	CON	\$3,624,901	\$402,768	\$0	\$4,027,668	IM	Trunkline Bridge
2023	Michivan	Areawide	0.0	Operation Improvements	FY2024 Michivan	OPS	\$47,367	\$0	\$0	\$47,367	CMG	Trunkline Livability and Sustainability
2023	I-69 E/State Ramp	M-15 at EB I-69 Exit Ramp	0.4	Traffic Safety	Signal Modernization, Timing and Turn Lane Addition	CON	\$553,302	\$0	\$0	\$553,302	CMG	Trunkline Traffic Operations And Safety

**Proposed FY 2020-2023 Michigan Department of Transportation (MDOT)
General Program Accounts (GPA)**

Fiscal Year	GPA Type	Federal	State	Total
2020	Local Livability and Sustainability	\$116,538	\$25,842	\$142,380
2020	Trunkline Bridge	\$755,096	\$83,900	\$838,995
2020	Trunkline Livability and Sustainability	\$543,490	\$120,518	\$664,008
2020	Trunkline Road	\$3,691,435	\$818,565	\$4,510,000
2020	Trunkline Traffic Operations And Safety	\$289,474	\$40,871	\$330,344
2021	Trunkline Traffic Operations And Safety	\$1,874,869	\$149,582	\$2,024,451
2022	Trunkline Bridge	\$1,003,187	\$222,454	\$1,225,641
2022	Trunkline Traffic Operations And Safety	\$2,377,208	\$243,775	\$2,620,983
2023	Trunkline Bridge	\$4,729,877	\$647,794	\$5,377,668
2023	Trunkline Livability and Sustainability	\$47,367	\$0	\$47,367
2023	Trunkline Traffic Operations And Safety	\$553,302	\$0	\$553,302

Proposed FY 2020-2023 Mass Transportation Authority (MTA) Projects

Fiscal Year	Project Name	Limits	Project Description	Phase	Federal	Federal Fund Source	State	Local	Total	GPA Type
2020	Operations	Genesee County	Preventive Maintenance	T-Caps	\$2,484,000.00	5307	\$621,000	\$ -	\$3,105,000	Transit Capital
2020	Vehicles	Genesee County	Purchase Replacement/Expansion Vehicles	T-Caps	\$1,715,890.40	5307	\$428,973	\$ -	\$2,144,863	Transit Capital
2020	Vehicles	Genesee County	Rehab/Renov Vehicles	T-Caps	\$80,000.00	5307	\$20,000	\$ -	\$100,000	Transit Capital
2020	Facility	Genesee County	Rehab/Renov Facilities	T-Caps	\$370,400.00	5307	\$92,600	\$ -	\$463,000	Transit Capital
2020	Equipment	Genesee County	Purchase Capital Parts	T-Caps	\$824,000.00	5307	\$206,000	\$ -	\$1,030,000	Transit Capital
2020	Equipment	Genesee County	Purchase Shop Equipment	T-Caps	\$168,000.00	5307	\$42,000	\$ -	\$210,000	Transit Capital
2020	Equipment	Genesee County	Purchase Service Vehicles	T-Caps	\$60,000.00	5307	\$15,000	\$ -	\$75,000	Transit Capital
2020	Equipment	Genesee County	Purchase Computer Hardware	T-Caps	\$136,844.80	5307	\$34,211	\$ -	\$171,056	Transit Capital
2020	Equipment	Genesee County	Purchase Computer Software	T-Caps	\$556,164.80	5307	\$139,041	\$ -	\$695,206	Transit Capital
2020	Facility	Genesee County	Bus Shelter and Signage	T-Caps	\$66,000.00	5307	\$16,500	\$ -	\$82,500	Transit Capital
2020	Facility	Genesee County	Security	T-Caps	\$66,000.00	5307	\$16,500	\$ -	\$82,500	Transit Capital
2020	Operations	Genesee County	Operations	T-Ops	\$50,000.00	5307	\$ -	\$ 50,000	\$100,000	Transit Operating
2020	Operations	Genesee County	Enhanced Service to ADA Passengers	T-Ops	\$162,034.00	5310	\$162,034	\$ -	\$324,068	Transit Operating
2020	Vehicles	Genesee County	Transit Vehicle Replacement	T-Caps	\$198,042.00	5310	\$49,511	\$ -	\$247,553	Transit Capital
2020	Operations	Genesee County	Non-Urban Operating Assistance	T-Ops	\$504,819.00	5311	\$975,692	\$ 1,248,242	\$2,728,753	Transit Operating
2020	Vehicles	Genesee County	Purchase Replacement/Expansion Vehicles	T-Caps	\$766,103.00	5339	\$191,526	\$ -	\$957,629	Transit Capital

Fiscal Year	Project Name	Limits	Project Description	Phase	Federal	Federal Fund Source	State	Local	Total	GPA Type
2021	Operations	Genesee County	Preventive maintenance	T-Caps	\$2,810,052.00	5307	\$702,513	\$ -	\$3,512,565	Transit Capital
2021	Transit Vehicle Replacement	Genesee County	Purchase Replacement/Expansion Vehicles	T-Caps	\$1,059,141.00	5307	\$264,785	\$ -	\$2,473,926	Transit Capital
2021	Vehicles	Genesee County	Rehab/Renov Vehicles	T-Caps	\$80,000.00	5307	\$20,000	\$ -	\$100,000	Transit Capital
2021	Facility	Genesee County	Rehab/Renov Facilities	T-Caps	\$317,650.00	5307	\$79,412	\$ -	\$397,062	Transit Capital
2021	Equipment	Genesee County	Purchase Capital Parts	T-Caps	\$920,000.00	5307	\$230,000	\$ -	\$1,150,000	Transit Capital
2021	Equipment	Genesee County	Shop Equipment	T-Caps	\$196,000.00	5307	\$49,000	\$ -	\$245,000	Transit Capital
2021	Vehicles	Genesee County	Purchase Support Vehicles	T-Caps	\$64,000.00	5307	\$16,000	\$ -	\$80,000	Transit Capital
2021	Equipment	Genesee County	Purchase Computer Hardware	T-Caps	\$222,400.00	5307	\$55,600	\$ -	\$278,000	Transit Capital
2021	Equipment	Genesee County	Purchase Computer Software	T-Caps	\$758,500.00	5307	\$189,625	\$ -	\$948,125	Transit Capital
2021	Facility	Genesee County	Bus Shelter/Signage	T-Caps	\$270,000.00	5307	\$67,500	\$ -	\$337,500	Transit Capital
2021	Facility	Genesee County	Security	T-Caps	\$66,000.00	5307	\$16,500	\$ -	\$82,500	Transit Capital
2021	Operations	Genesee County	JARC	T-Ops	\$300,000.00	5307	\$300,000	\$ -	\$600,000	Transit Operating
2021	Operations	Genesee County	Enhanced Service to ADA Eligible Passengers	T-Ops	\$103,538.00	5310	\$ -	\$ 103,538	\$207,076	Transit Operating
2021	Vehicles	Genesee County	Transit Vehicle Replacement	T-Caps	\$276,000.00	5310	\$69,000	\$ -	\$345,000	Transit Capital
2021	Operations	Genesee County	Non-Urban Operating Assistance	T-Ops	\$504,819.00	5311	\$975,692	\$ 1,248,242	\$2,728,753	Transit Operating
2021	Vehicles	Genesee County	Purchase Replacement/Expansion Vehicles	T-Caps	\$850,635.00	5339	\$212,658	\$ -	\$1,063,293	Transit Capital

Fiscal Year	Project Name	Limits	Project Description	Phase	Federal	Federal Fund Source	State	Local	Total	GPA Type
2022	Operations	Genesee County	Preventive maintenance	T-Caps	\$2,730,000.00	5307	\$546,000	\$ -	\$3,276,000	Transit Capital
2022	Vehicles	Genesee County	Purchase Replacement/Expansion Vehicles	T-Caps	\$1,873,350.00	5307	\$468,338	\$ -	\$2,341,688	Transit Capital
2022	Vehicles	Genesee County	Rehab/Renov Vehicles	T-Caps	\$80,000.00	5307	\$20,000	\$ -	\$100,000	Transit Capital
2022	Facility	Genesee County	Rehab/Renov Facilities	T-Caps	\$240,000.00	5307	\$60,000	\$ -	\$300,000	Transit Capital
2022	Equipment	Genesee County	Purchase Capital Parts	T-Caps	\$744,000.00	5307	\$186,000	\$ -	\$930,000	Transit Capital
2022	Equipment	Genesee County	Purchase Shop Equipment	T-Caps	\$116,000.00	5307	\$29,000	\$ -	\$145,000	Transit Capital
2022	Equipment	Genesee County	Purchase Service Vehicles	T-Caps	\$60,000.00	5307	\$15,000	\$ -	\$75,000	Transit Capital
2022	Equipment	Genesee County	Purchase Computer Hardware	T-Caps	\$159,200.00	5307	\$39,800	\$ -	\$199,000	Transit Capital
2022	Equipment	Genesee County	Purchase Computer Software	T-Caps	\$606,800.00	5307	\$151,700	\$ -	\$758,500	Transit Capital
2022	Facility	Genesee County	Purchase Bus Shelter/Signage	T-Caps	\$66,000.00	5307	\$16,500	\$ -	\$82,500	Transit Capital
2022	Facility	Genesee County	Security	T-Caps	\$66,000.00	5307	\$16,500	\$ -	\$82,500	Transit Capital
2022	Operations	Genesee County	Operations	T-Ops	\$50,000.00	5307	\$ -	\$ 50,000	\$100,000	Transit Operating
2022	Operations	Genesee County	Enhances Service to ADA Passengers	T-Ops	\$162,034.00	5310	\$ -	\$ 162,034	\$324,068	Transit Operating
2022	Vehicles	Genesee County	Transit Vehicle Replacement	T-Caps	\$198,042.00	5310	\$49,511	\$ -	\$247,553	Transit Capital
2022	Operations	Genesee County	Non-Urban Operating Assistance	T-Ops	\$504,819.00	5311	\$975,692	\$ 1,248,242	\$2,728,753	Transit Operating
2022	Vehicles	Genesee County	Purchase Replacement/Expansion Vehicles	T-Caps	\$766,103.00	5339	\$191,526	\$ -	\$957,629	Transit Capital

Fiscal Year	Project Name	Limits	Project Description	Phase	Federal	Federal Fund Source	State	Local	Total	GPA Type
2023	Operations	Genesee County	Preventive Maintenance	T-Caps	\$2,484,000.00	5307	\$621,000	\$ -	\$3,105,000	Transit Capital
2023	Vehicles	Genesee County	Purchase Replacement/Expansion Vehicles	T-Caps	\$1,806,290.40	5307	\$451,573	\$ -	\$2,257,863	Transit Capital
2023	Vehicles	Genesee County	Rehab/Renov Vehicles	T-Caps	\$80,000.00	5307	\$20,000	\$ -	\$100,000	Transit Capital
2023	Facility	Genesee County	Rehab/Renov Facilities	T-Caps	\$280,000.00	5307	\$70,000	\$ -	\$350,000	Transit Capital
2023	Equipment	Genesee County	Purchase Capital Parts	T-Caps	\$824,000.00	5307	\$206,000	\$ -	\$1,030,000	Transit Capital
2023	Equipment	Genesee County	Purchase Shop Equipment	T-Caps	\$168,000.00	5307	\$42,000	\$ -	\$210,000	Transit Capital
2023	Equipment	Genesee County	Purchase Service Vehicles	T-Caps	\$60,000.00	5307	\$15,000	\$ -	\$75,000	Transit Capital
2023	Equipment	Genesee County	Purchase Computer Hardware	T-Caps	\$136,844.80	5307	\$34,211	\$ -	\$171,056	Transit Capital
2023	Equipment	Genesee County	Purchase Computer Software	T-Caps	\$556,164.80	5307	\$139,041	\$ -	\$695,206	Transit Capital
2023	Facility	Genesee County	Bus Shelter and Signage	T-Caps	\$66,000.00	5307	\$16,500	\$ -	\$82,500	Transit Capital
2023	Facility	Genesee County	Security	T-Caps	\$66,000.00	5307	\$16,500	\$ -	\$82,500	Transit Capital
2023	Operations	Genesee County	Operations	T-Ops	\$50,000.00	5307	\$ -	\$ 50,000	\$100,000	Transit Operating
2023	Operations	Genesee County	Enhanced Service to ADA Passengers	T-Ops	\$162,034.00	5310	\$162,034	\$ -	\$324,068	Transit Operating
2023	Vehicles	Genesee County	Transit Vehicle Replacement	T-Caps	\$198,042.00	5310	\$49,511	\$ -	\$247,553	Transit Capital
2023	Operations	Genesee County	Non-Urban Operating Assistance	T-Ops	\$504,819.00	5311	\$975,692	\$ 1,248,242	\$2,728,753	Transit Operating
2023	Vehicles	Genesee County	Purchase Replacement/Expansion Vehicles	T-Caps	\$766,103.00	5339	\$191,526	\$ -	\$957,629	Transit Capital

**Proposed FY 2020-2023 Mass Transportation Authority (MTA)
General Program Accounts (GPA)**

Fiscal Year	GPA Type	Federal	State	Local	Total
2020	Transit Capital	\$7,491,445	\$1,872,862	\$0	\$9,364,307
2020	Transit Operating	\$716,853	\$1,137,726	\$1,298,242	\$3,152,821
2021	Transit Capital	\$7,890,378	\$1,972,593	\$0	\$11,012,971
2021	Transit Operating	\$908,357	\$1,275,692	\$1,351,780	\$3,535,829
2022	Transit Capital	\$7,705,495	\$1,789,875	\$0	\$9,495,370
2022	Transit Operating	\$716,853	\$975,692	\$1,460,276	\$3,152,821
2023	Transit Capital	\$7,491,445	\$1,872,862	\$0	\$9,364,307
2023	Transit Operating	\$716,853	\$1,137,726	\$1,298,242	\$3,152,821



GENESEE COUNTY METROPOLITAN
PLANNING COMMISSION

GENESEE COUNTY METROPOLITAN PLANNING COMMISSION

1101 Beach Street – Room 223, Flint, Michigan 48502-1470 • (810) 257-3010 • www.gcmpc.org



DEREK BRADSHAW
DIRECTOR-COORDINATOR

CHRISTINE A. DURGAN
ASSISTANT DIRECTOR

MEMORANDUM

TO: Members of the Genesee County Metropolitan Planning Commission

FROM: Sheila Taylor, Division Manager
Environmental Program

DATE: March 5, 2019

SUBJECT: **Environmental Program Update – February 2019 Status Report**

Solid Waste Program

Staff has finalized all contracts and site agreements for the 2019 Recycle Day events. Promotional materials will be completed and advertising for the events will begin shortly. Staff is also beginning to work out details for the first event on June 8th at Fenton High School, primarily including the site layout. This year's Recycle Day events are as follows:

- Saturday June 8, 2019 from 10AM – 2PM at Fenton High School and Flint Water Service Center
- Saturday October 12, 2019 from 10AM – 2PM at Clio High School and Flint Water Service Center
- Tuesday July 9, 2019 from 2PM-6PM at Mott Community College
- Tuesday August 13, 2019 from 2PM-6PM at Mott Community College
- Tuesday, September 10, 2019 from 2PM-6PM at Mott Community College

FY 2019 1st Quarter Solid Waste Ordinance reports are being collected and reviewed from landfills, transfer stations, and waste haulers who operate in Genesee County. All but one company, GFL Environmental, have sent in their completed reports and payments. Staff will continue to reach out to GFL for their Quarterly Report. Fees collected for the 1st Quarter of FY 2019 are currently at \$113,407.92.

Staff attended a Michigan Recycling Coalition (MRC) regional meeting on February 21st in Saginaw. During the meeting, staff were provided an update on statewide recycling initiatives from MRC and the Michigan Department of Environmental Quality. Staff also heard about work being conducted by other solid waste agencies located throughout the Michigan Thumb Region. This meeting provides a great opportunity for staff to get new ideas about solid waste programming that could potentially be implemented in Genesee County.

IX A 2





GENESEE COUNTY METROPOLITAN
PLANNING COMMISSION

GENESEE COUNTY METROPOLITAN PLANNING COMMISSION COMMUNITY DEVELOPMENT PROGRAM

1101 Beach Street – Room 223, Flint, Michigan 48502-1470 • (810) 257-3010 • www.gcmnpc.org



DEREK BRADSHAW
DIRECTOR-COORDINATOR

CHRISTINE A. DURGAN
ASSISTANT DIRECTOR

MEMORANDUM

TO: Members of the Genesee County Metropolitan Planning Commission

FROM: Sheila Taylor, Division Manager
Community Development Program

DATE: March 5, 2019

SUBJECT: **Community Development Program – February 2019 Status Report**

Community Development Block Grant Program (CDBG)

Staff is continuing to work on projects to be included in the 2019 Annual Action Plan and anticipates having a draft of the Plan in March. Staff is finalizing the list of approved 2019-2021 CDBG projects and beginning the Environmental Review process for the projects.

HUD will check our account March 1st to ensure that Genesee County does not have more than 1.5 times the amount of an annual allocation sitting unspent per their timeliness requirement. At this time, we have met our spending goal thanks to the cooperation of the HIP contractors and local units of government.

HOME Investment Partnerships Program (HOME)

Staff reviewed the two 2019 HOME Investment Partnerships Program applications that were received through the call for projects and is finalizing recommendations for funding.

Habitat for Humanity continued construction on a new single-family home in Flint Township. The basement walls and floor are in place, and lumber has been delivered on site.

Home Improvement Program

For the month of February, Home Improvement Staff completed the installation of two wells as part of total rehabs to be completed.

Neighborhood Stabilization Program

Staff continues to administer the NSP funds and to work with partners to acquire, rehab, or sell homes in target areas of the County.

IX A 3



Equal Housing Opportunity



An Equal Opportunity Organization

Connect with us:  



GENESEE COUNTY METROPOLITAN
PLANNING COMMISSION

DEREK BRADSHAW
DIRECTOR-COORDINATOR

CHRISTINE A. DURGAN
ASSISTANT DIRECTOR

GENESEE COUNTY METROPOLITAN PLANNING COMMISSION

1101 Beach Street – Room 223, Flint, Michigan 48502-1470 • (810) 257-3010 • www.gcmpl.org



MEMORANDUM

TO: Members of the Genesee County Metropolitan Planning Commission

FROM: Christine A. Durgan, Assistant Director

DATE: March 5, 2019

SUBJECT: Genesee County Plan Update – February 2019 Status Report

During the month of February, staff continued to finalize the data reports for the combined plan. All of the completed reports will be located on the www.ourfuturegenesee.org website under the technical report icon.

Focus group input will help in the prioritization of goals and objectives for the plan document. The Steering Committee met February 25th and will be providing input and ideas on focus group meeting ideas in March. Staff recommended meeting with groups related to housing, roads/bridges, and solid waste/recycling.

The next steering committee meeting is scheduled for April 15, 2019.

IX A 4



AN EQUAL OPPORTUNITY ORGANIZATION

Connect with us:  



GENESEE COUNTY METROPOLITAN
PLANNING COMMISSION

GENESEE COUNTY METROPOLITAN PLANNING COMMISSION

1101 Beach Street – Room 223, Flint, Michigan 48502-1470 • (810) 257-3010 • www.gcmpl.org



DEREK BRADSHAW
DIRECTOR-COORDINATOR

CHRISTINE A. DURGAN
ASSISTANT DIRECTOR

MEMORANDUM

TO: Members of the Genesee County Metropolitan Planning Commission

FROM: Derek Bradshaw, Director-Coordinator

DATE: March 5, 2019

SUBJECT: **Report of the Director-Coordinator – February 2019 Status Report**

GLS Region V

Regional Prosperity

The I-69 Thumb Region Steering Committee met on February 14th. Discussion included updates on the 2018 Regional Partnership Projects and the upcoming 2019 Projects. Advance_360 provided an update to the committee regarding the I-69 Thumb Region's marketing strategy and timeline.

A Request for Proposals to develop an Opportunity Zones Toolkit was sent out on February 22nd. The scope of work will be to develop a toolkit to help local officials, economic developers, startups, businesses, and real estate owners effectively identify and market local Opportunity Zone projects in their community. This tool kit is expected to include educational resources, marketing materials, and any necessary resources that will help connect projects with local, state, regional, and national Opportunity Zone funds. Proposals are due March 8th.

The next I-69 Thumb Region Steering Committee is scheduled for April 11, 2019.

The next GLS Region V Planning and Development Commission meeting is scheduled for March 26, 2019.

IX A 5



AN EQUAL OPPORTUNITY ORGANIZATION

Connect with us: