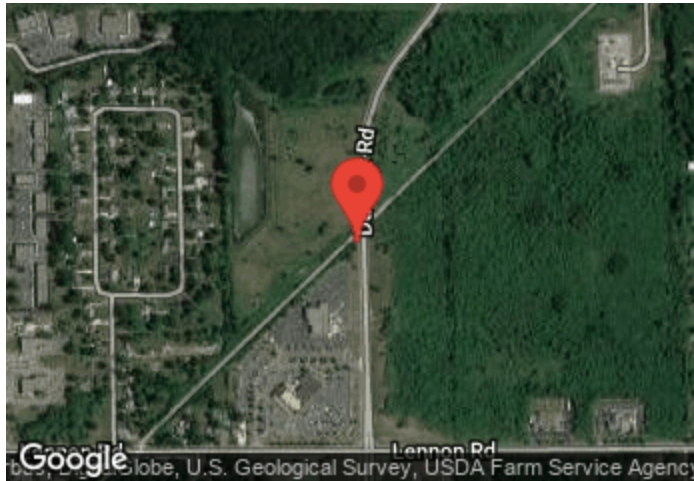


Genesee Valley Trail

Period Analyzed: Wednesday, June 06, 2018 to Thursday, July 12, 2018



Key Figures

- Total Traffic for the Period Analyzed: 1,861
- Daily Average: 50
Weekdays: 49 / Weekend days: 54
- Busiest Day of the Week: Friday
- Busiest Days of the Period Analyzed:
 1. Sunday, July 08, 2018 (137)
 2. Saturday, July 07, 2018 (128)
 3. Friday, July 06, 2018 (126)



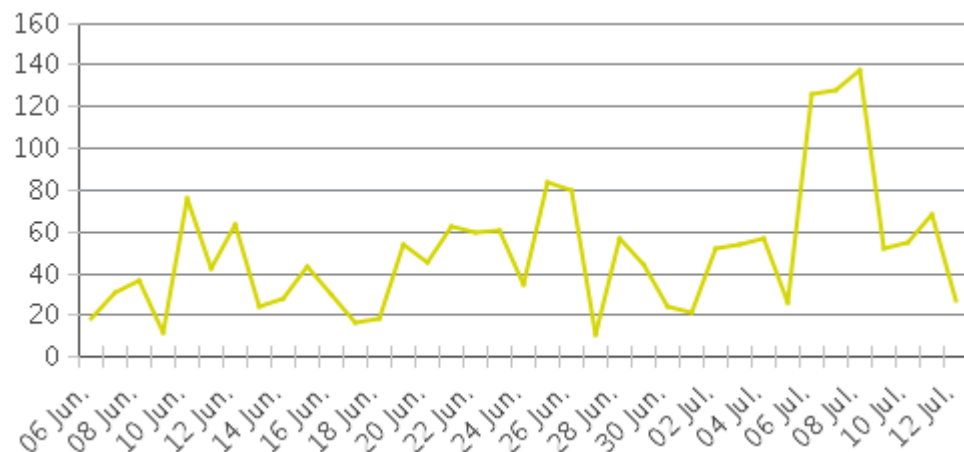
GENESEE COUNTY METROPOLITAN
PLANNING COMMISSION

Genesee Valley Trail

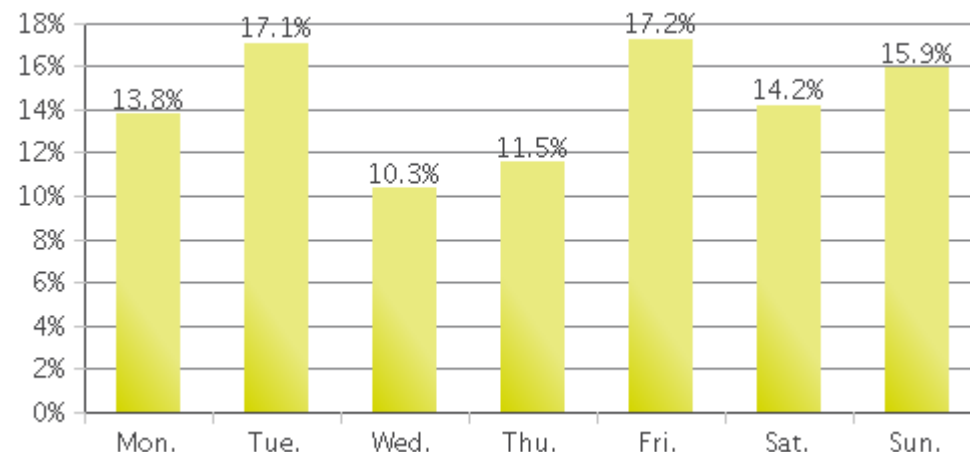
Period Analyzed: Wednesday, June 06, 2018 to Thursday, July 12, 2018



Daily Data



Weekly Profile



Hourly Profile during Weekdays



Hourly Profile during the Weekend

