

Flushing Riverview Trail

Period Analyzed: Wednesday, June 06, 2018 to Thursday, July 12, 2018



Key Figures

- Total Traffic for the Period Analyzed: 19,805
- Daily Average: 535
Weekdays: 548 / Weekend days: 500
- Busiest Day of the Week: Tuesday
- Busiest Days of the Period Analyzed:
 1. Monday, June 25, 2018 (816)
 2. Tuesday, June 12, 2018 (787)
 3. Wednesday, July 11, 2018 (770)



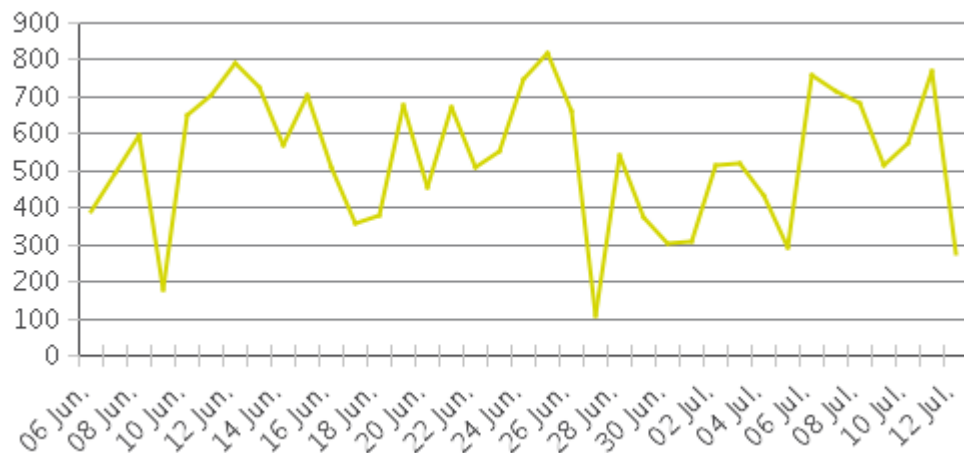
GENESEE COUNTY METROPOLITAN
PLANNING COMMISSION

Flushing Riverview Trail

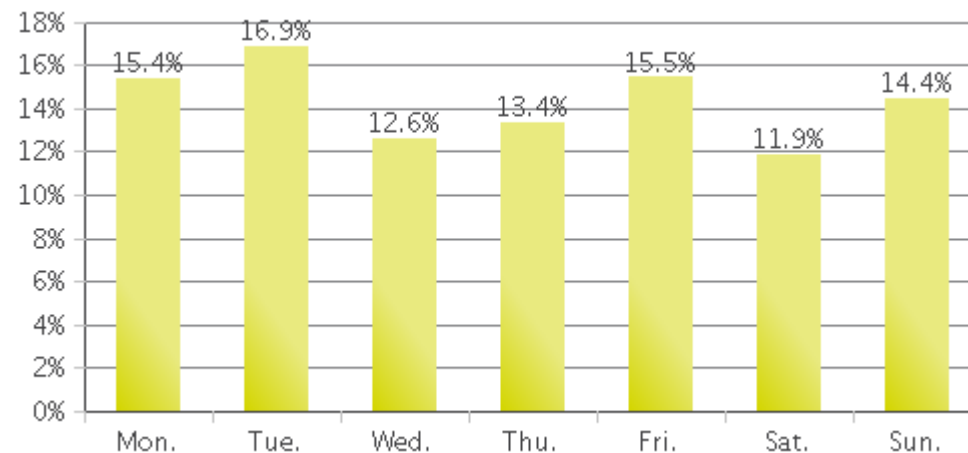
Period Analyzed: Wednesday, June 06, 2018 to Thursday, July 12, 2018



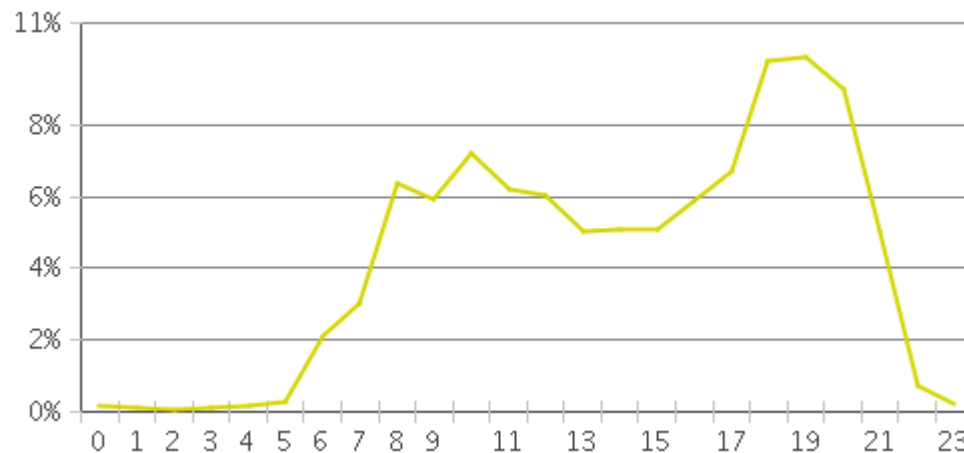
Daily Data



Weekly Profile



Hourly Profile during Weekdays



Hourly Profile during the Weekend

